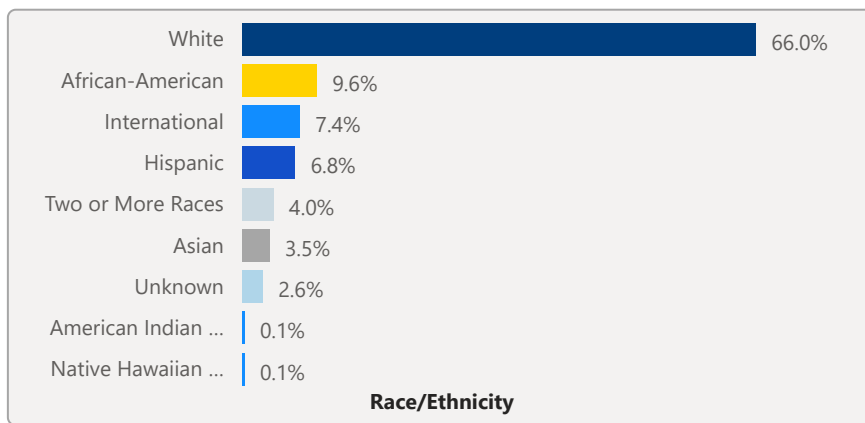
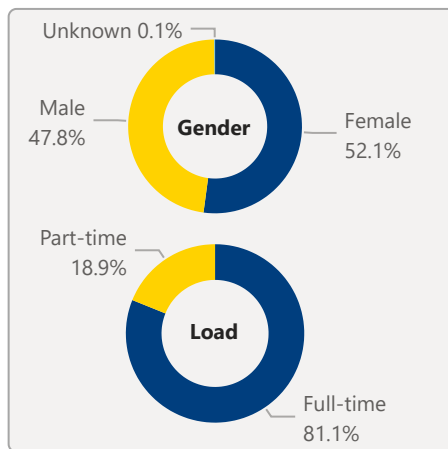


STUDENT ENROLLMENT FALL 2023

TOTAL: 15,013

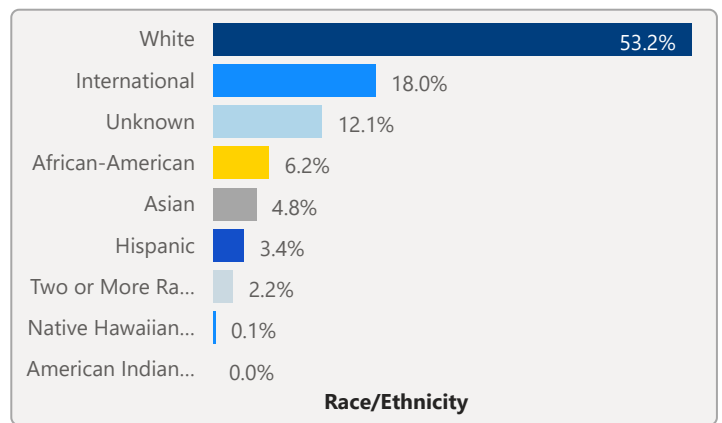
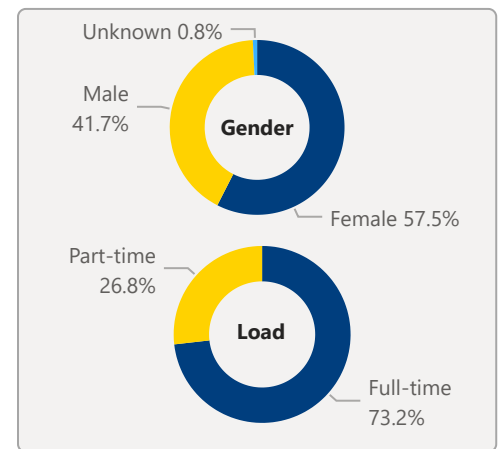
UNDERGRADUATE

11,454 Headcount	10,013 FTE
75.9% Retention Rate ¹	57.7% Graduation Rate ²
23.3 Average ACT ³	21.6 Average Age ⁴



GRADUATE

3,559 Headcount
2,924 FTE



ACADEMIC PROGRAMS 2022-23

- 68** Specialist & Certificate Programs
- 111** Associate's & Bachelor's Programs
- 94** Master's Programs
- 43** Doctoral & First-Professional Programs

DEGREES AWARDED 2022-23

DEGREE	TOTAL
Baccalaureate Degree	2,688
Masters Degree	769
Doctoral Degree - Professional	398
Doctoral Degree - Research	116
Associate Degree	99
Post-Bachelor Certificate	78
Post Second. Cert/Diploma	57
Post-Masters Certificate	11
Doctoral Degree - Other	2
Total	4,218

EMPLOYEE HEADCOUNT FALL 2023

TOTAL: 5,700

GENDER	FACULTY		GA		STAFF ⁵	
	Count	Percent	Count	Percent	Count	Percent
Female	614	47.3%	332	53.0%	2,568	68.0%
Male	683	52.7%	294	47.0%	1,209	32.0%
Total	1,297	100.0%	626	100.0%	3,777	100.0%

RACE/ETHNICITY	FACULTY		GA		STAFF	
	Count	Percent	Count	Percent	Count	Percent
African-American	55	4.2%	16	2.6%	510	13.5%
American Indian or Alaskan Native	4	0.3%			4	0.1%
Asian	182	14.0%	16	2.6%	214	5.7%
Hispanic	37	2.9%	25	4.0%	183	4.8%
International	50	3.9%	333	53.2%	49	1.3%
Native Hawaiian or Other Pacific Islander	1	0.1%	2	0.3%	1	0.0%
Two or More Races	7	0.5%	11	1.8%	49	1.3%
Unknown	30	2.3%	14	2.2%	29	0.8%
White	931	71.8%	209	33.4%	2,738	72.5%
Total	1,297	100.0%	626	100.0%	3,777	100.0%

FINANCE FACTS 2022-23

Total Assets: **\$1,137.4**
 Change in Net Position: **-\$7.8**
 University Endowment (both UT and UT Foundation): **\$579.1**
(All numbers are in millions)

UT QUICK FACTS

UT was founded in 1872
 UT is a public, doctoral research university
 Nickname: The UT Rockets
 Number of Living Alumni: **171,724**
 President: Dr. Gregory Postel

1. First-year retention rate of first-time, full-time, Baccalaureate degree-seeking undergraduate students enrolled in previous Fall semester of 2022.
 2. 6-year graduation rate of first-time, full-time, Baccalaureate degree-seeking undergraduate students enrolled in Fall 2017.
 3. Average ACT composite score of all first-time undergraduate students enrolled in Fall 2023.
 4. Average age of all undergraduate students enrolled in Fall 2023.
 5. Staff includes hospital employees.