


Boy Scout
Astronomy Merit Badge Packet



Name: _____

Date: _____

Ritter Planetarium – Brooks Observatory Astronomy Merit Badge Packet

Here is your Ritter Planetarium – Brooks Observatory Astronomy Merit Badge Packet. This packet has been specially created for scouts along with the program to assist you in earning your Astronomy Merit Badge. Each page covers a separate requirement, as stated at the top of the page. Requirement instructions are given and there is plenty of space for you to work out each one. Remember that some requirements ask you to do more than one thing, so be certain that you completely finish each page. No requirement can be finished in one night. Be sure to carefully read the instructions to find out if a requirement can be completed over several days or weeks.


Keep in mind that some of the requirements are optional. Check with your counselor or refer to the scout manual to find out which ones may be chosen. Some requirements are not covered by this packet. Requirement 8a is not. These requirements will need to be done separately. Requirement 8a is covered by your visit to Ritter Planetarium – Brooks Observatory, but you will need to submit a report after your visit to your counselor. If you have any questions here, feel free to ask one of the speakers.

Name: _____

Date: _____

Requirement 1a

Sketch the face of the Moon, indicating on it the locations of at least five seas and five craters.



Date: _____

Time: _____

Location: _____


Name: _____

Date: _____

Requirement 1b


Within a single week, sketch the position of the Moon in the sky at the same hour on three different evenings.

Evening 1:




Date: _____ **Time:** _____ **Location:** _____

Evening 2:



Date: _____ **Time:** _____ **Location:** _____

Evening 3:



Date: _____ **Time:** _____ **Location:** _____

Explain the changes observed:

Name: _____

Date: _____