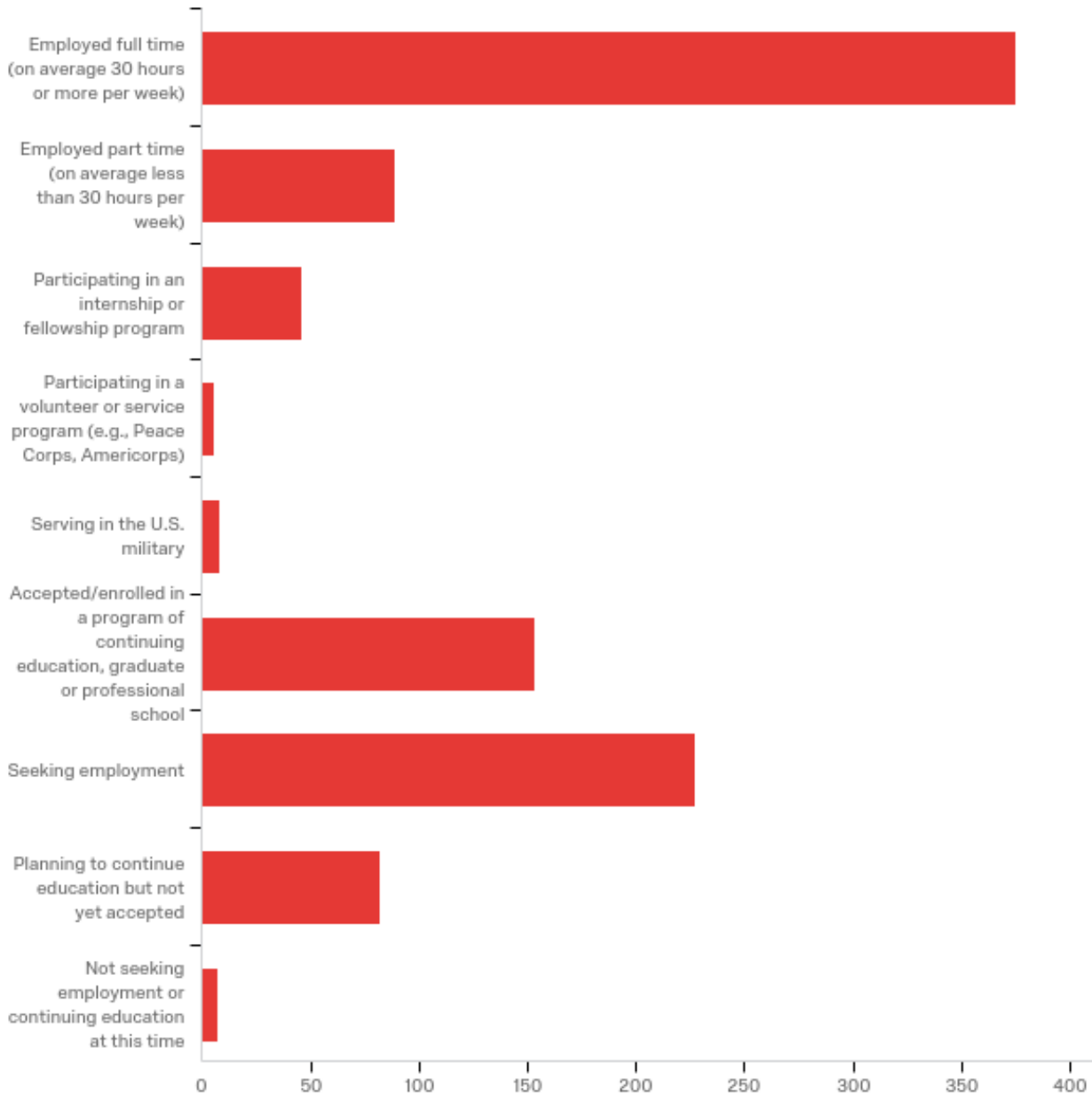


# new report

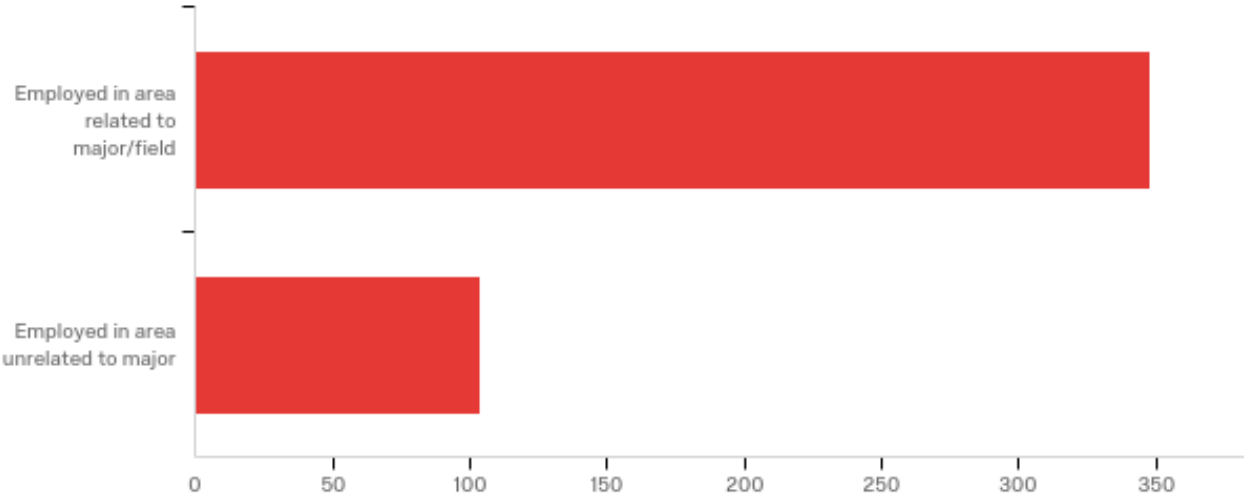
*The University of Toledo First Destination Survey - 2017 Spring - reporting - Final*  
December 20th 2017, 2:05 pm EST

**Q1 - Which of the following BEST describes your PRIMARY status after graduation? Please select only ONE of the following categories:**



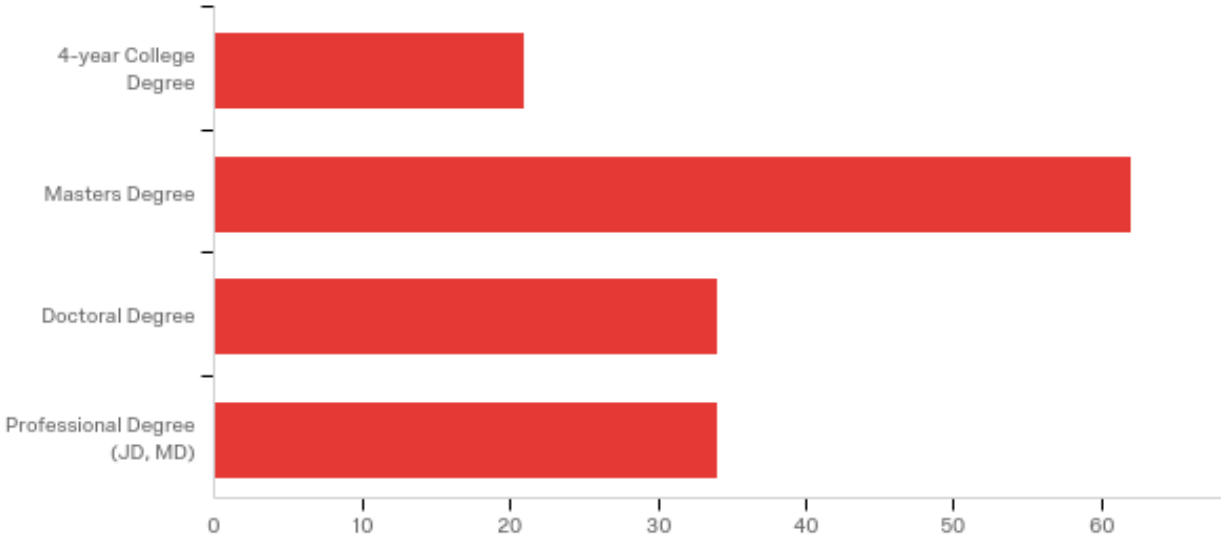
#	Answer	%	Count
1	Employed full time (on average 30 hours or more per week)	37.76%	375
2	Employed part time (on average less than 30 hours per week)	8.96%	89
3	Participating in an internship or fellowship program	4.63%	46
4	Participating in a volunteer or service program (e.g., Peace Corps, Americorps)	0.60%	6
5	Serving in the U.S. military	0.81%	8
6	Accepted/enrolled in a program of continuing education, graduate or professional school	15.41%	153
7	Seeking employment	22.86%	227
8	Planning to continue education but not yet accepted	8.26%	82
9	Not seeking employment or continuing education at this time	0.70%	7
	Total	100%	993

**Q15 - Please select the category which BEST describes your employment:**



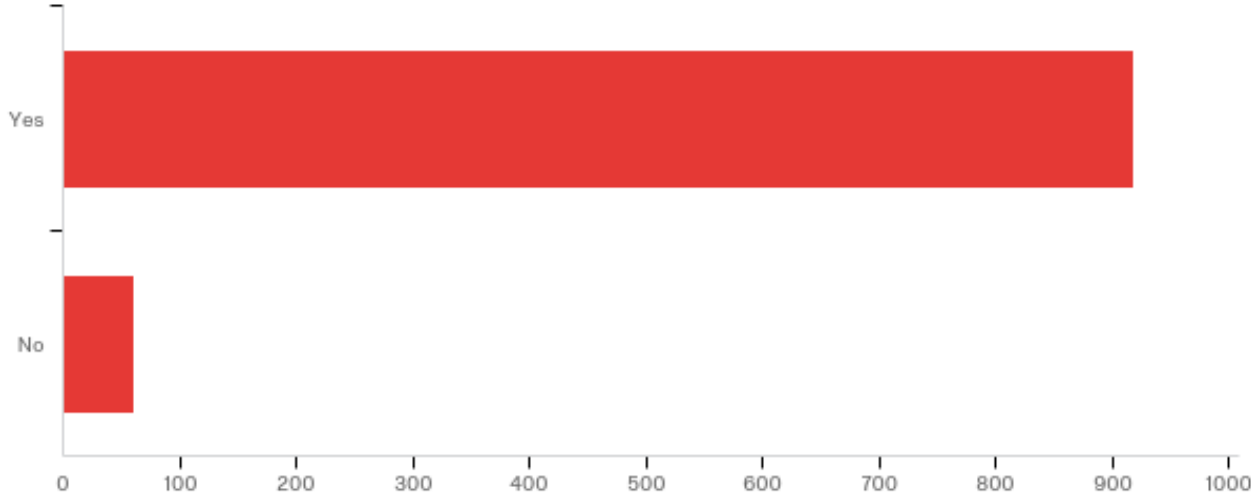
#	Answer	%	Count
1	Employed in area related to major/field	76.99%	348
2	Employed in area unrelated to major	23.01%	104
	Total	100%	452

**Q20 - Degree you are pursuing**



#	Answer	%	Count
1	4-year College Degree	13.91%	21
2	Masters Degree	41.06%	62
3	Doctoral Degree	22.52%	34
4	Professional Degree (JD, MD)	22.52%	34
	Total	100%	151

**Q6 - Do you feel your overall degree program has prepared you for your career choice or advanced study?**



#	Answer	%	Count
1	Yes	93.77%	918
4	No	6.23%	61
	Total	100%	979