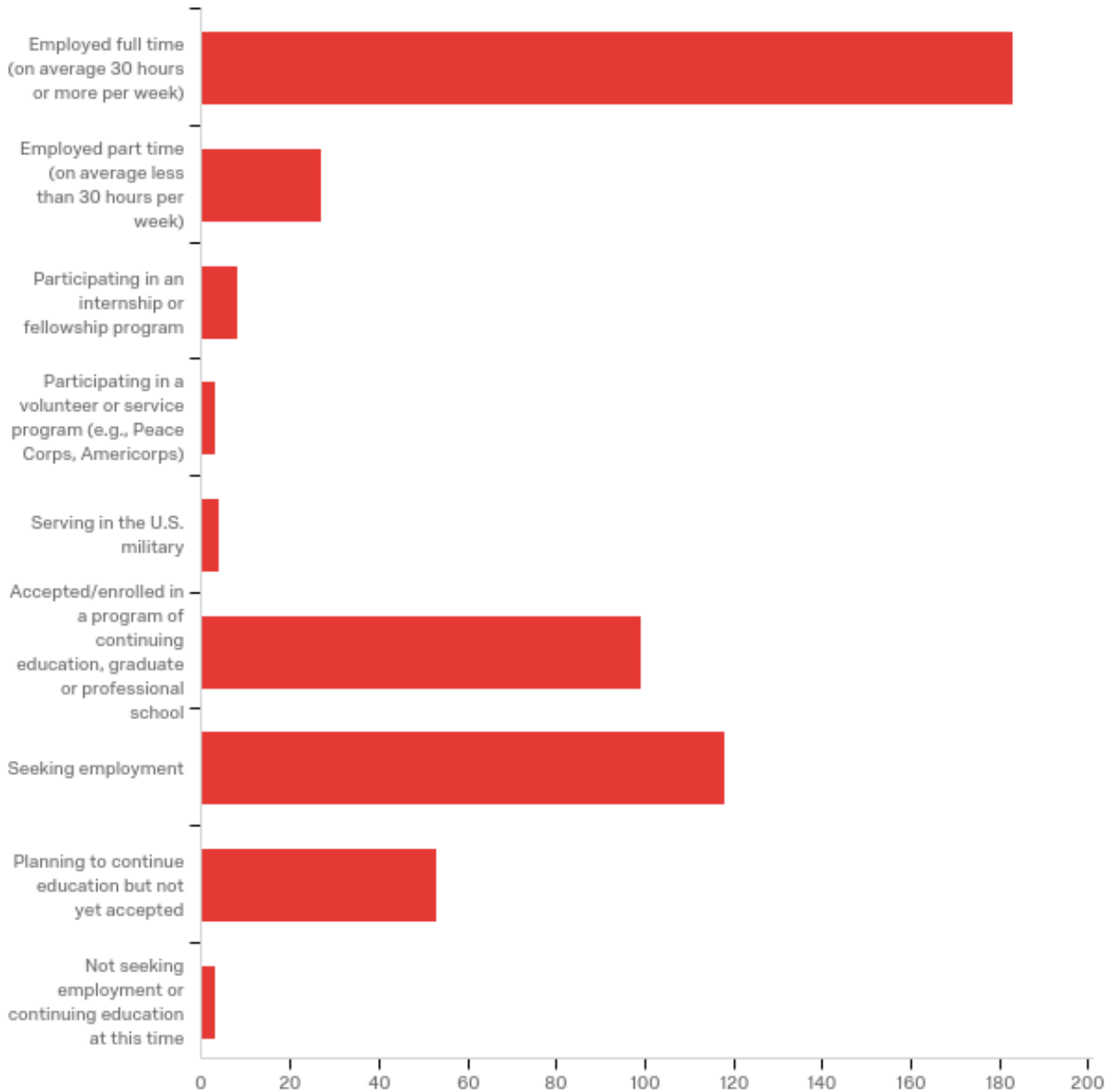
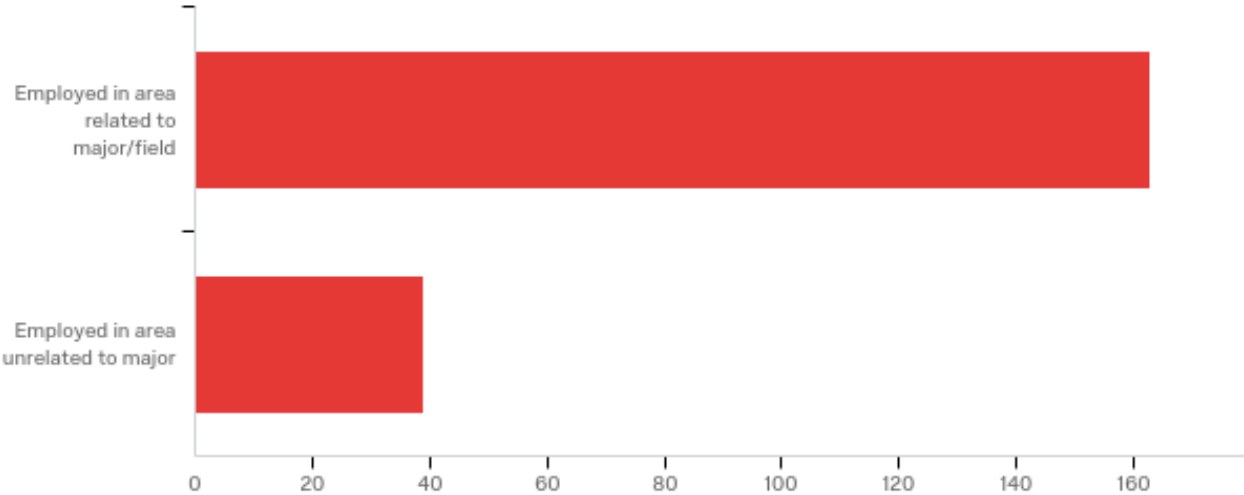


Q1 - Which of the following BEST describes your PRIMARY status after graduation? Please select only ONE of the following categories:



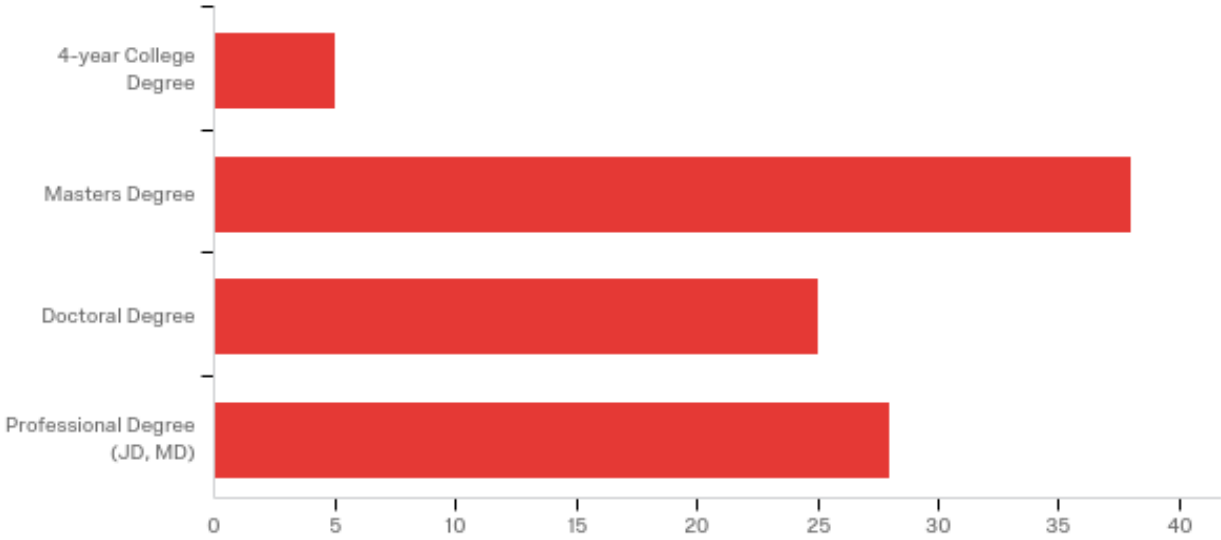
#	Answer	%	Count
1	Employed full time (on average 30 hours or more per week)	36.75%	183
2	Employed part time (on average less than 30 hours per week)	5.42%	27
3	Participating in an internship or fellowship program	1.61%	8
4	Participating in a volunteer or service program (e.g., Peace Corps, Americorps)	0.60%	3
5	Serving in the U.S. military	0.80%	4
6	Accepted/enrolled in a program of continuing education, graduate or professional school	19.88%	99
7	Seeking employment	23.69%	118
8	Planning to continue education but not yet accepted	10.64%	53
9	Not seeking employment or continuing education at this time	0.60%	3
	Total	100%	498

Q15 - Please select the category which BEST describes your employment:



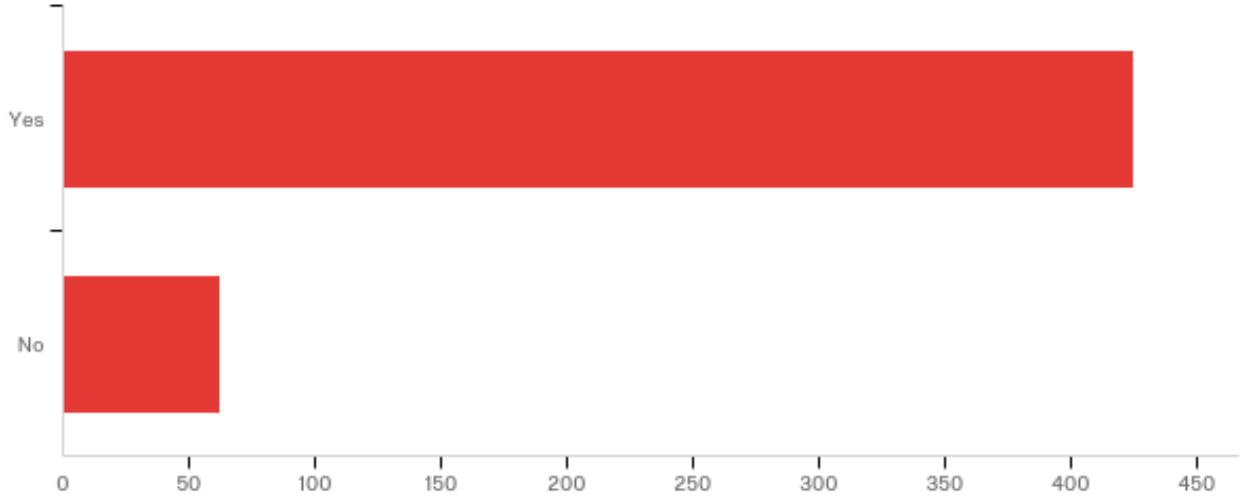
#	Answer	%	Count
1	Employed in area related to major/field	80.69%	163
2	Employed in area unrelated to major	19.31%	39
	Total	100%	202

Q20 - Degree you are pursuing



#	Answer	%	Count
1	4-year College Degree	5.21%	5
2	Masters Degree	39.58%	38
3	Doctoral Degree	26.04%	25
4	Professional Degree (JD, MD)	29.17%	28
	Total	100%	96

Q6 - Do you feel your overall degree program has prepared you for your career choice or advanced study?



#	Answer	%	Count
1	Yes	87.27%	425
4	No	12.73%	62
	Total	100%	487