

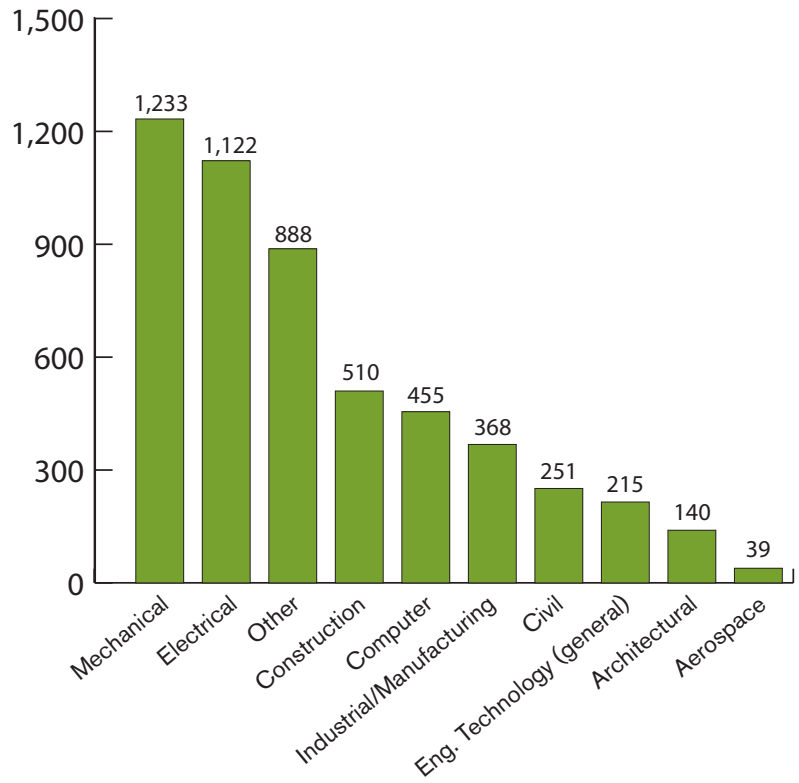


ENGINEERING TECHNOLOGY BACHELOR'S DEGREES AWARDED BY SCHOOL

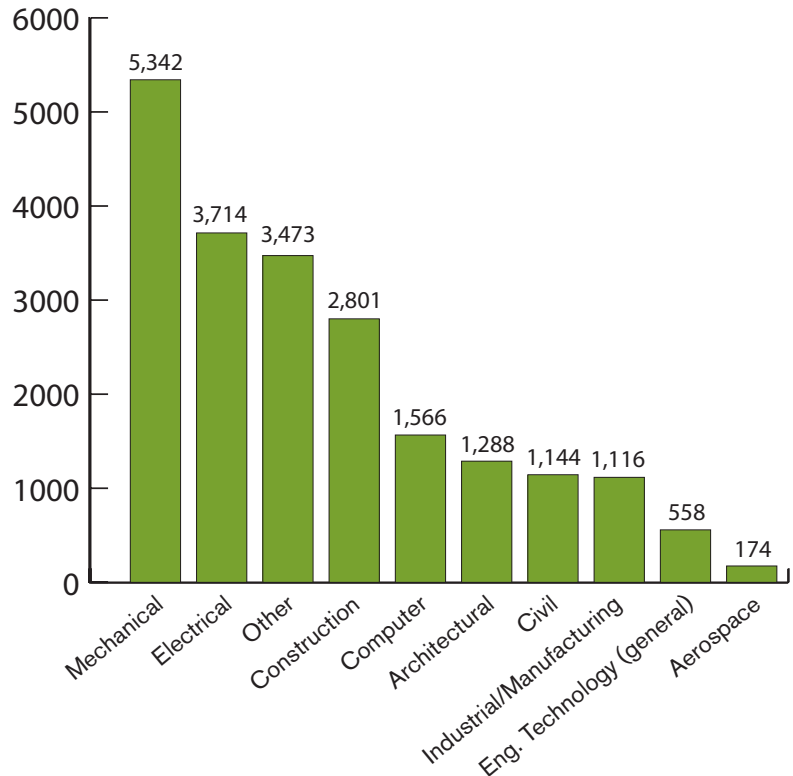
1. Ferris State University	362
2. Indiana U. Purdue U., Indianapolis	284
3. Wentworth Institute of Technology	282
4. Purdue University	230
5. Southern Polytechnic State Univ.	198
5. University of Toledo	198
7. Rochester Institute of Technology	188
8. University of Houston	174
9. Old Dominion University	154
10. Oklahoma State University	149
10. Oregon Institute of Technology	149
12. New Jersey Inst. of Technology	119
13. University of Central Florida	116
14. Texas A&M University	113
15. Arizona State Univ., Polytechnic	101
16. Alfred State College	95
17. Weber State University	92
18. University of Maine	91
19. Northeastern University	90
19. University of North Texas	90
21. California State Poly. U., Pomona	87
22. Univ. of North Carolina, Charlotte	76
22. Northern Illinois University	76
24. Brigham Young University	72
25. Pennsylvania State Univ., Erie	70
26. Montana State University	68
27. Pittsburg State University	66
27. Texas Tech University	66
29. Michigan Technological University	64
30. New Mexico State University	62
31. University of Dayton	60
32. Minnesota State Univ., Mankato	55
33. Capitol College	54
33. Univ. of Massachusetts Lowell	54
35. University of Hartford	51
36. University of Nebraska, Lincoln	50
36. Wayne State University	50
38. South Dakota State University	47
39. Lawrence Technological University	44
40. Youngstown State University	43
41. California Maritime Academy	42
42. Western Carolina University	41
43. Prairie View A&M University	39
43. Temple University	39
45. Buffalo State College	38
46. University of Memphis	36
46. Pennsylvania State Univ. Harrisburg	36
48. Louisiana Tech University	35
48. Milwaukee School of Engineering	35
50. Metropolitan State College of Denver	33

69 total schools reported.

ENGINEERING TECHNOLOGY BACHELOR'S DEGREES BY DISCIPLINE



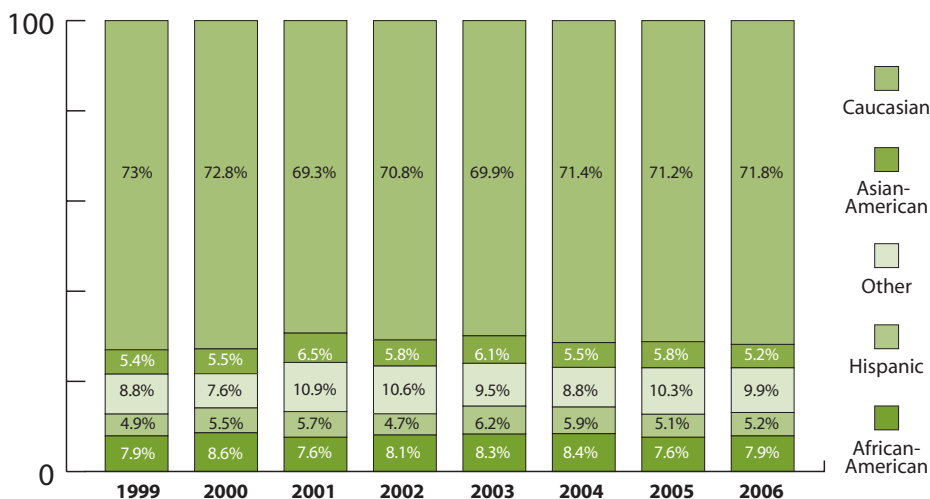
FULL-TIME ENGINEERING TECHNOLOGY ENROLLMENT BY DISCIPLINE*



* Enrollment is for full-time bachelor's degree candidates in engineering technology.



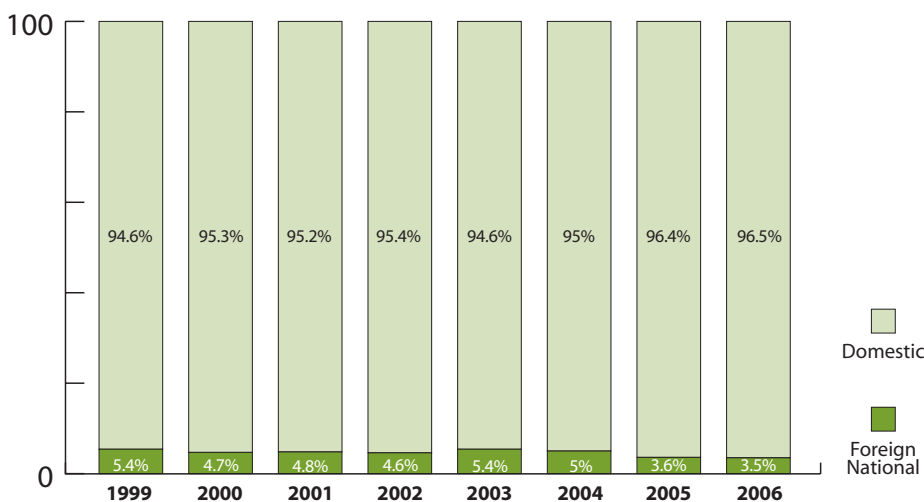
ENGINEERING TECHNOLOGY BACHELOR'S DEGREES BY ETHNICITY



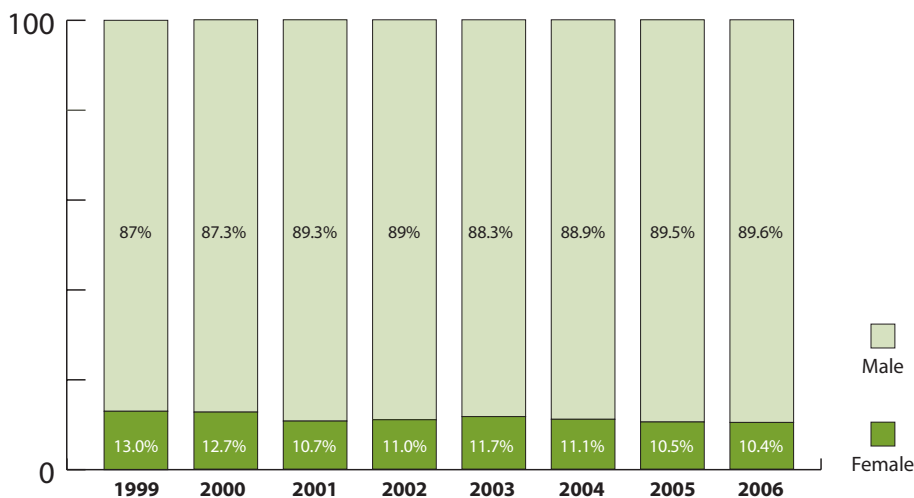
ENGINEERING TECHNOLOGY DEGREES AWARDED TO WOMEN BY SCHOOL

1. Indiana U. Purdue U., Indianapolis	62
2. Wentworth Institute of Technology	38
3. Ferris State University	33
4. Southern Polytechnic State Univ.	29
5. University of Houston	25
6. Weber State University	19
7. Old Dominion University	16
8. Purdue University	14
9. Arizona State Univ., Polytechnic	13
9. Metropolitan State College of Denver	13
9. Rochester Institute of Technology	13
12. University of Central Florida	12
12. New Jersey Institute of Technology	12
14. University of North Texas	11
15. University of Massachusetts Lowell	10
15. Prairie View A&M University	10
15. Texas A&M University	10
15. University of Toledo	10
19. Alfred State College	9
19. Capitol College	9
19. University of Hartford	9
22. California Maritime Academy	7
22. University of Dayton	7
22. University of Memphis	7
22. Northeastern University	7
22. Northern Illinois University	7
22. Temple University	7
28. California State Poly. Univ., Pomona	6
28. New Mexico State University	6
28. Oregon Institute of Technology	6
28. Wayne State University	6
32. University of North Carolina, Charlotte	5
32. Pennsylvania State Univ., Erie	5
32. Buffalo State College	5
32. Colorado State University, Pueblo	5
32. Colorado Technical University	5
32. Indiana U. Purdue U., Fort Wayne	5
32. Lawrence Technological University	5
32. Southern University and A&M College	5
40. Montana State University	4
40. Oklahoma State University	4
40. Pittsburg State University	4
40. Youngstown State University	4
44. Alabama A&M University	3
44. McNeese State University	3
44. Michigan Technological University	3
44. Pennsylvania State Univ. Harrisburg	3
44. Western Carolina University	3
49. 10 schools tied with 2	

ENGINEERING TECHNOLOGY BACHELOR'S DEGREES BY RESIDENCY



ENGINEERING TECHNOLOGY BACHELOR'S DEGREES BY GENDER



69 total schools reported.

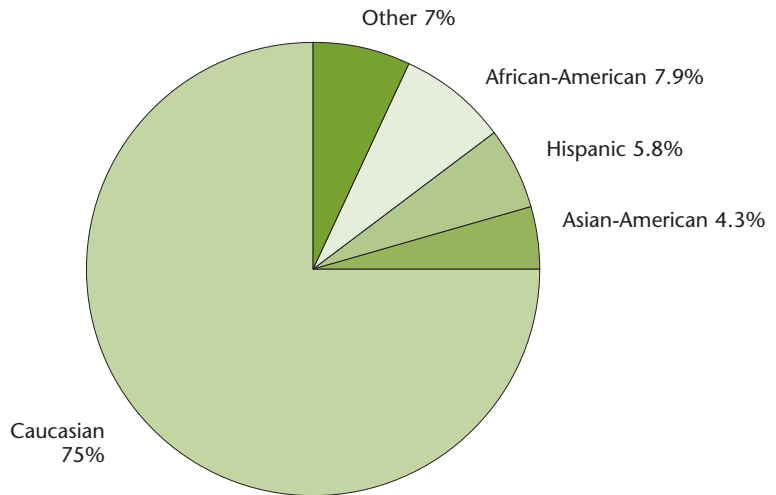


ENGINEERING TECHNOLOGY ENROLLMENT BY SCHOOL*

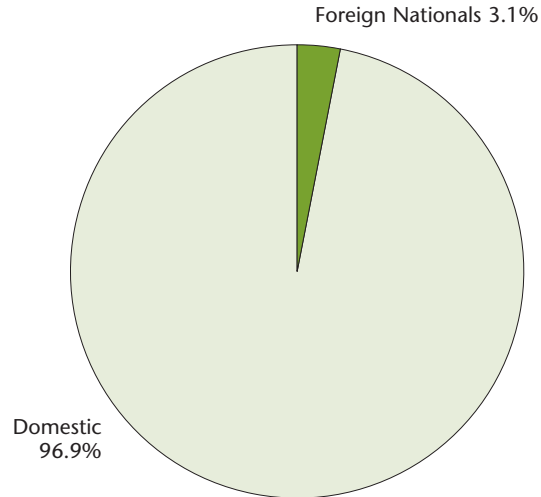
1. Ferris State University	2,093
2. Wentworth Institute of Technology	1,669
3. Southern Polytechnic State University	1,549
4. Rochester Institute of Technology	1,173
5. Purdue University	1,144
6. University of Toledo	949
7. Indiana U. Purdue U., Indianapolis	915
8. Old Dominion University	813
9. Oklahoma State University	783
10. Alfred State College	725
11. University of Houston	709
12. Univ. of North Carolina, Charlotte	632
13. Oregon Institute of Technology	621
14. Weber State University	598
15. California State Poly. Univ., Pomona	524
16. University of Central Florida	523
17. Indiana U. Purdue U., Fort Wayne	521
18. Arizona State University, Polytechnic	501
19. Metropolitan State College of Denver	462
20. Northeastern University	427
21. University of Hartford	423
22. New Jersey Institute of Technology	419
23. Montana State University	398
24. Minnesota State University, Mankato	388
25. University of Maine	385
26. Pennsylvania State University, Erie	373
27. South Dakota State University	357
28. Texas Tech University	349
29. Texas A&M University	340
30. University of North Texas	330
31. New Mexico State University	308
32. Michigan Technological University	303
33. University of Dayton	259
34. Pennsylvania State Univ., Harrisburg	250
35. Western Michigan University	235
36. Youngstown State University	230
37. Northern Illinois University	225
38. University of Memphis	224
39. University of Nebraska, Lincoln	218
40. Capitol College	217
41. California State Univ., Sacramento	205
42. Louisiana Tech University	196
43. University of Arkansas, Little Rock	191
44. Wayne State University	186
45. University of Massachusetts Lowell	184
46. Buffalo State College	182
47. Southern University and A&M College	178
48. Lawrence Technological University	177
49. California Maritime Academy	161
50. McNeese State University	160

66 total schools reported.
 *Enrollment is for full-time and part-time bachelor's degree candidates in engineering technology.

ENGINEERING TECHNOLOGY ENROLLMENT BY ETHNICITY



ENGINEERING TECHNOLOGY ENROLLMENT BY RESIDENCY



ENGINEERING TECHNOLOGY ENROLLMENT BY GENDER

