

**ANNEX "A" MC – U.T. STANDARD CABLE IDENTIFICATION AND NUMBERING
PROCEDURE (MAIN & HEALTH SCIENCE CAMPUSES)**

PART 1 – INTRODUCTION AND PURPOSE

- A. The numbering procedure for labeling both "data" and "voice" horizontal cables at the faceplate, the patch panel and the 66-block cross connect field is based upon a campus building identifier and room number plan.
- B. The faceplate labeling procedure utilizes the closet number, cable sequence number.
- C. The procedure utilizes the top label on the faceplate for "voice" and the bottom label for "data" or a single "CATV" coax location.
- D. The requirements for the cable numbering procedure are the following:
 - 1. The procedure must be intuitive and easy to understand.
 - 2. The label must identify the location of the opposite end of the cable, from either a distribution center or a faceplate.
 - 3. The procedure must be suitable for incorporation into a cable management database.

PART 2 – EXPLANATION AND IMPLEMENTATION

- A. Voice jacks and data jacks will be labeled in a similar fashion but with some differences, which are based on the different campuses. The main campus will follow the same Labeling scheme as the data however voice cables on the HSC campus will follow #5 below based on the fact HSC uses T-Sections for voice cables which do not reside in the same room as the data cables and therefore have a different designation on the jack plate and 66M50 Block.

Voice cables will be terminated on 66M50 blocks and data cables will be terminated on Category-6 Hubbell patch panels. All installed voice circuits for both campuses must include a cross-reference sheet, which tells what room in the building the voice circuit terminates. A legible spreadsheet (Xcel) enclosed in a plastic binder shall be left hanging on the voice frame upon the completion of testing all voice cables. For small jobs the circuits should be added to this sheet and legible handwritten information will suffice.

- 1. Data Labeling Scheme: A-B. CDDD (Both Main and HSC Campuses)
 - A – The floor the data closet is located on
 - B – The number assigned to the data closet
 - C – The floor the data jack is located
 - D – Three digit sequential number assigned to the data jack (001-999)

Note: Wireless and Camera Data cables will be located separately from the common data circuits in the first rack below the fiber feeds. Wireless (WAP) Category 6a cables will terminate on their own 48 port patch panel using the 2U patch panel rotating with a 1U 48 port switch. To be able to locate Wireless access points and Cameras, a cross reference sheet will be supplied to note the approximate location of all WAP and CAM Data Drops.

Cameras (CAM) circuits terminated on category 6 cable will follow the same pattern but on their own patch panel and switch in the same rack below the WAP ports. See IT Closet Rack Prototype-section 16751

2. Example: 1-2.1005 would be first floor closet; closet number 2 port is on the first floor port number 5 on the rack.
3. All ports to be sequential on data racks with sections separating floors with floor one starting at the top of the rack.

4. Each rack will have a 1-inch label at the top of the rack signifying the floor and closet number. Example: Floor 1 closet 2 will have a 1-2 at the top of the rack.
5. Voice Labeling Scheme: TA-BCCC (This scheme is for HSC Campus only- The main campus will use the same labeling scheme as the data cables)

T-Telecommunication

A – The number assigned to the telecom closet

B – The floor the voice jack is located

C – Three digit sequential number assigned to the voice jack (001-999)

6. Example: T2-1005 would be first floor closet, T-Section number 2 ports is on the first floor port number 5 on the rack.
7. Voice cable will be labeled as follows on 66 blocks. The contractor shall write legibly on the 66 block with the 4 digit port number.
8. All voice cables on the HSC campus shall be split using the Blue pair and the orange pair on the first jack and the green pair and the brown pair on the second jack. The split voice cable option will be used on MC by request otherwise all 8 conductors shall be terminated as a 568A termination. Voice Cables will be cut down using the 568A termination. Each jack will terminate on pins 4/5 for Tip and 3/6 for Ring. Note: When splitting the voice cable the technician can label the cable as one cable/port number with an A and B designation for the two voice ports respectively.
9. Jack Faceplate Layout:
 - a. All single gang faceplates will be 6 port plates with blanks supplied in unused port. Blank Color should match the faceplate.
 - b. Voice port will always start at the top left with the blue pair/ orange pair and the green pair/brown pair in the top right port.
 - c. Data will follow on starting with second row far left and work left to right.
 - d. If coax cable is installed it will be on the lower right port of 6 port single gang plate.
10. All voice ports will be white on the HSC campus. On MC voice jacks will match FP.
11. A typical drop will consist of 1 Category-3 voice cable split and terminated as 568A And 2 Category-6 data cables terminated as 568B.
12. Other drop configurations will apply based on project needs.

PART 3 – DESIRED WIRING SEQUENCES AND COLOR CODINGS FOR JACKS

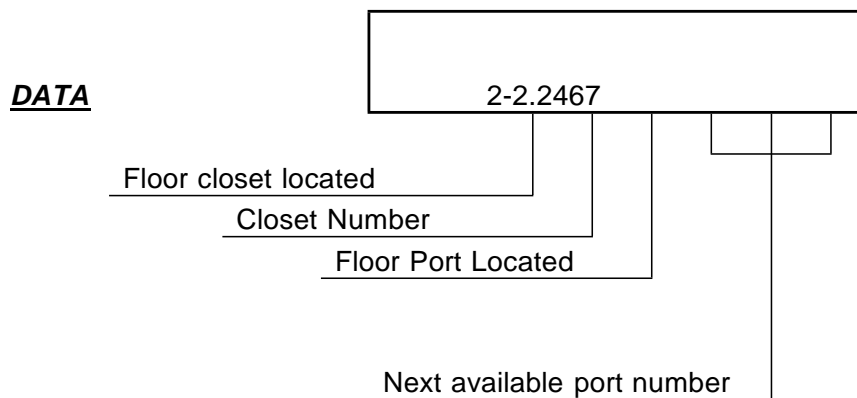
- A. The termination sequences for all "voice" cables and jacks shall be "T568A".

1. All Cat-3 "voice" jacks shall be 8P8C (RJ-45), **color white for HSC campus and match FP for Main Campus**
- B. The termination sequence for all "data" cables and jacks shall be "T568B".
 1. All Cat-6 "data" jacks shall be 8P8C (RJ-45), colored blue.
- C. The termination sequence for all "data" cables and jacks shall be "T568B".
 1. All 5E "data" jacks shall be 8P8C (RJ-45), colored gray. **(The new standard for data is Category 6 and the Category 5/5E standard is discontinued for all data applications and should only be used for special applications which do not relate to the Campus Network or any other application mentioned in these standards which requires category 6)**
- D. The CATV video "F" type jack shall be an "F" type coupler in a snap-fit module, color to match the faceplate.

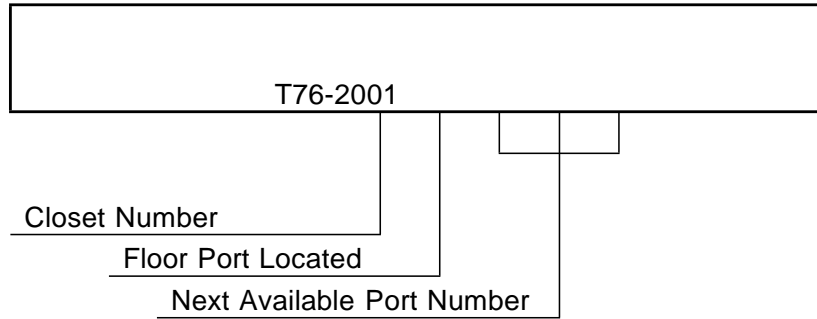
PART 4 – CABLE IDENTIFICATION, NUMBERING SUBMITTAL AND APPROVAL

- A. The Associate shall submit to the Owner, for review and approval, full floor plans indicating all outlet locations and the assigned cable identification and number to be installed by the installing contractor.
 1. Submittals shall be provided to U.T. Facilities Planning sixty (60) days prior to project completion date for Owner review and approval.
 2. The final outlet numbering shall be issued/approved by U.T. Facilities Planning, in coordination with the Telecom and IT Department.

HSC AND MC | JACK LABELING




Voice for HSC
Only:



Note: The MC does not use T-Sections: Instead the floor and closet ID number will be used: However all new voice circuits on MC must have a cross reference sheet for the Voice circuit number and the actual room number the cable is terminated. A typed Excel Spread sheet shall be supplied and left in the IT closet.

SAMPLE FACE PLATE AND TERMINATIONS



Notice: Cables are labeled

See Jacks on right with split voice jacks: to always be used on HSC campus (with the exception of wall phone jacks) and on MC By request.

**The University of Toledo
Communications Closets**

- FDC – (Fiber Distribution Center) No horizontal cables should be homed to FDC's.
- MDC – (Main Distribution Center) Horizontal and Riser cables can be homed to MDC's.
- IDC – (Intermediate Distribution Center) Horizontal cables can be homed to IDC's.

Main Campus

Building	Building Code	Region	Room #	Closet Identifier
ACADEMIC HOUSE	AH	West	AC1014	MDC-12
ACADEMIC HOUSE	AH	West	AC1000B	IDC-13
ACADEMIC HOUSE	AH	West	AC1050B	IDC-11
ROTC Building Removed				
BOWMAN-ODDY	BO	West	BO0183	MDC-01
BOWMAN-ODDY	BO	West	BO2086C/D	IDC-21
BOWMAN-ODDY	BO	West	BO3037 Freeze	IDC-31
Bowman-Oddy	BO	West	BO2018New	IDC-22
CARTER HALL EAST	CE	South	CE1000	IDC-11
CARTER HALL EAST	CE	South	CE3000	IDC-31
CARTER HALL EAST	CE	South	CE5000	IDC-51
CHILD CARE CENTER	CH	South	CH1510A	MDC-11
CARLSON LIBRARY	CL	Central	CL2042	MDC-21
THE CROSSINGS	CR	West	CR2202	IDC-21
THE CROSSINGS	CR	West	CR2502	IDC-22
THE CROSSINGS	CR	West	CR0001B	MDC-01
CARTER HALL WEST	CW	South	CW0190	MDC-01
CARTER HALL WEST	CW	South	CW2000	IDC-21
CARTER HALL WEST	CW	South	CW4000	IDC-41
DRISCOLL ALUMNI CENTER	DC	East	DC1010 new	MDC-11
DOWD HALL-Removed				
EAST PARKING RAMP	ER	East	C-1002	MDC-01
MEMORIAL FIELD HOUSE	FH	Central	FH1890	IDC-12
MEMORIAL FIELD HOUSE	FH	Central	FH1280	MDC-11
MEMORIAL FIELD HOUSE	FH	Central	FH1140A	IDC-13
MEMORIAL FIELD HOUSE	FH	Central	FH2280	IDC-21
MEMORIAL FIELD HOUSE	FH	Central	FH3055D	IDC-31

Building	Building Code	Region	Room #	Closet Identifier
GLASS BOWL WEST	GB	East	GB1060	MDC-02
GLASS BOWL WEST	GB	East	GB1075A	IDC-11
GLASS BOWL WEST	GB	East	GB1045A	IDC-12
GLASS BOWL EAST	GB	East	GB1140	IDC-13
GLASS BOWL EAST	GB	East	GB1110	IDC-14
Glass Bowl East (New)	GB	East	GB Cabinet	IDC-15
Glass Bowl West (New)	GB	East	GB Cabinet	IDC-16
GROUND & FLEET SERVICES	GF	South	GF2000	IDC-21
GILLHAM HALL	GH	North	GH3260	MDC-31
HEALTH EDUCATION CENTER	HE	East	HE2200	MDC-21
HEALTH & HUMAN SERVICES	HH	East	HH1201	MDC-11
HEALTH & HUMAN SERVICES	HH	East	HH1704	IDC-12
HEALTH & HUMAN SERVICES	HH	East	HH2003N	IDC-21
HEALTH & HUMAN SERVICES	HH	East	HH2505D	IDC-22
HORTON INTERNATIONAL HOUSE	HI	West	HI0111	MDC-02
HORTON INTERNATIONAL HOUSE	HI	West	HI0411	IDC-01
LAW CENTER	LC	West	LC2016	MDC-21
LIBBEY HALL	LH	Central	LH1012	MDC-11
LIBBEY HALL	LH	Central	LH2105	IDC-21
LIBBEY HALL	LH	Central	LH3003	IDC-31
LARIMER ATHLETIC COMPLEX	LM	East	LM2500	MDC-21
STUDENT MEDICAL CENTER	MC	West	MC1690	MDC-11
McMASTER HALL	MH	East	MH0103	MDC-01
McMASTER HALL	MH	East	MH3015	IDC-31
McKINNON	MK	Central	MK-1250A	MDC-01
McCOMAS VILLAGE A	MVA	South	MVA0140	IDC-01
McCOMAS VILLAGE B	MVB	South	MVB0140	IDC-01
McCOMAS VILLAGE C	MVC	South	MVC0140	IDC-01
McCOMAS VILLAGE D	MVD	South	MVD0140	IDC-01
McCOMAS VILLAGE E	MVE	South	MVE0140	IDC-01
McCOMAS VILLAGE F	MVF	South	MVF0140	MDC-01
McCOMAS VILLAGE G	MVG	South	MVG0140	IDC-01
LAKE ERIE CENTER (Bayshore Road)	LE Off	Campus	LE2000A	MDC-21

Building	Building Code	Region	Room #	Closet Identifier
NITSCHKE AUDITORIUM	NA	South	NI1096B	MDC-13
NORTH ENGINEERING	NE	South	NE0018	IDC-02
NORTH ENGINEERING	NE	South	NE0300	MDC-01
NORTH ENGINEERING	NE	South	NE1029	IDC-13
NORTH ENGINEERING	NE	South	NE1049	IDC-11
NORTH ENGINEERING	NE	South	NE1009D	IDC-12
NORTH ENGINEERING	NE	South	NE2029	IDC-22
NORTH ENGINEERING	NE	South	NE2048	IDC-23
NORTH ENGINEERING	NE	South	NE2100B	IDC-21
NORTH ENGINEERING	NE	South	NE 1459 new	IDC-14
NASH HALL removed				
NITSCHKE HALL	NI	South	NI1096	MDC-13
NITSCHKE HALL	NI	South	NI1051	IDC-11
NITSCHKE HALL	NI	South	NI1099	IDC-12
NITSCHKE HALL	NI	South	NI2008A	IDC-21
NITSCHKE HALL	NI	South	NI2058	IDC-22
NITSCHKE HALL	NI	South	NI3006A	IDC-31
NITSCHKE HALL	NI	South	NI3058	IDC-32
NITSCHKE HALL	NI	South	NI4006A	IDC-41
NITSCHKE HALL	NI	South	NI4058	IDC-42
NITSCHKE HALL	NI	South	NI5012A	IDC-51
NITSCHKE HALL	NI	South	NI5058	IDC-52
OTTAWA EAST	OE	West	OE1230	MDC-11
OTTAWA EAST	OE	West	OE1111	IDC-12
OTTAWA WEST	OW	West	OW1030	MDC-11
OTTAWA WEST	OW	West	OW1207A	IDC-12
CENTER FOR PERFORMING ARTS	PA	West	PA2041	MDC-21
PETERSON HOUSE	PH	None	PH1030	MDC-11
PALMER HALL (SOUTH ENGINEERING)	PL	South	PL1100	MDC-11
PALMER HALL (SOUTH ENGINEERING)	PL	South	PL2040	IDC-21
PLANT OPERATIONS	PO	South	PO1311	MDC-11
PARKS TOWER	PT	South	PT0105	MDC-01
PARKS TOWER	PT	South	PT0627A	IDC-61
PARKS TOWER	PT	South	PT1327A	IDC-D1

Building	Building Code	Region	Room #	Closet Identifier
STUDENT RECREATION CENTER	RC	South	RC1038A	MDC-01
Student Recreation Center	RC	South	RC 2118A new	IDC-12
ROCKET HALL	RH	West	RH1440	FDC-13
ROCKET HALL	RH	West	RH1527	IDC-11
ROCKET HALL	RH	West	RH1431	IDC-12
ROCKET HALL SWITCH	RH	West	RH1865	FDC-14 ROOM
RITTER OBSERVATORY	RO	East	RO3030	MDC-31
SA Building Removed				
SCOTT HALL	SH	Central	SH0128A	IDC-01
SULLIVAN HALL	SL	West	SL3080	MDC-31
SNYDER MEMORIAL	SM	East	SM1180 Frozen	MDC-11
Snyder Memorial	SM	East	SM 2155new	IDC-21
STRANAHAN HALL	ST	North	ST3008	MDC-31
STUDENT UNION	SU	Central	SU2506	IDC-21
STUDENT UNION	SU	Central	SU1006	MDC-11
STUDENT UNION	SU	Central	SU2576A	IDC-22
SAVAGE HALL	SV	East	SV1100C	IDC-12
SAVAGE HALL	SV	East	SV1690 I	DC-11
SAVAGE HALL	SV	East	SV2060	MDC-21
SAVAGE HALL	SV	East	SV4210	IDC-41
TRANSPORTATION CENTER	TC	South	TC0103A	MDC-01
TRANSPORTATION CENTER	TC	South	(Network) TC0106A-	MDC-02
Transportation Center	TC	South	TC 1008A New	IDC-11
TUCKER HALL	TH	Central	TH0182	MDC-03

Updated March
2015

ANNEX "A"-9
SECTION 16731 / 16751

Building	Building Code	Region	Room #	Closet Identifier
TUCKER HALL	TH	Central	TH00154	IDC-02
UNIV COMP CENTER	UC	South	UC1620	MDC-11
UNIV COMP CENTER	UC	South	UC1900D&E	FDC-12
SWITCH ROOM				
UNIVERSITY HALL EAST	UH east	North	UH0130	FDC-01
SWITCH ROOM				
UNIVERSITY HALL EAST	UH east	North	UH2070 (Frozen?)	IDC-21
UNIVERSITY HALL EAST	UH east	North	UH2190	MDC-22
UNIVERSITY HALL EAST	UH east	North	UH5070F	IDC-51
UNIVERSITY HALL WEST	UH west	North	UH1810	MDC-11
University Hall West	UH West	North	UH 4370New	IDC-41

Building	Building Code	Region	Room #	Closet Identifier
UNIVERSITY HALL WEST	UH west	North	UH2400	IDC-23
UNIVERSITY HALL WEST	UH west	North	UH5340	IDC-52
UNIVERSITY RECYCLING	UR	South	UR1100	IDC-11
VARSITY "T" PAVILION	VT	None	None	None
WESTWOOD ANNEX	WA	South	WA1140D	MDC-11
Westwood Annex-New	WA	South	WA1775K	IDC-11
Westwood Annex-New	WA	South	WA1775S	IDC-12
WOLFE HALL	WO	West	WO0228	IDC-01
WOLFE HALL	WO	West	WO1228	MDC-11
WOLFE HALL	WO	West	WO2228	IDC-21
WOLFE HALL	WO	West	WO3228	IDC-31
WOLFE HALL	WO	West	WO4228	IDC-41
WEST PARKING RAMP	WR	West	C-1005	IDC-11

The University of Toledo
Communications Closets-

Scott Park Campus for Energy & Innovation

Building	Building Code	AL	Region	Room #	Closet Identifier
SCOTT PARK Allied Health Clinical Lab			Scott Park	BS1090A	MDC-11
SCOTT PARK ACAD SERV CENTER	AS		Scott Park	AS1450	MDC-11
SCOTT PARK Baseball Practice Facility	BP		Scott Park	BP1530B	MDC-12
SCOTT PARK BASIC SCIENCE LAB	BS		Scott Park	BS1090A	MDC-11
SCOTT PARK SWITCH ROOM	CO		Scott Park	CO02000	FDC-21
SCOTT PARK CLASSROOM CENTER	CC		Scott Park	CC1222	MDC-11
SCOTT PARK ENG TECH LAB CENTER	ET		Scott Park	ET1114	IDC-11
SCOTT PARK ENG TECH LAB CENTER	ET		Scott Park	ET1030	MDC-11
SCOTT PARK FACULTY ANNEX	FA		Scott Park	FA1280	MDC-11
SCOTT PARK Findlay Athletic Complex	FX		Scott Park	FX1060	MDC-12
SCOTT PARK LEARNING RESC CENTER	LR		Scott Park	LR1200	MDC-11
SCOTT PARK NON-ACAD SERV CENTER	NS		Scott Park	NS1030A	MDC-11
SCOTT PARK STUDENT CENTER	SS		Scott Park	SS1330	MDC-11

Center for Visual Arts (CVA)

Building	Building Code	Region	Room #	Closet Identifier
CVA at Toledo Museum of Art (PBX Room)	VA	CVA	VA0010A	MDC-01
CVA at Toledo Museum of Art (East Basement)	VA	CVA	VA0120	Freeze
CVA at Toledo Museum of Art (1st Floor East)	VA	CVA	VA1150A	Freeze
CVA at Toledo Museum of Art (2nd Floor East)	VA	CVA	VA2070	IDC-21
CVA at Toledo Museum of Art (Center for Sculpture Studies)	CS	CVA	CS1100	IDC-11

Lake Erie Research & Education Center

Lake Erie Center (MDC and Switch Room)	US	LE	LE2000A	MDC-11
--	----	----	---------	--------

For telephone and network closet information contact The University of Toledo IT Network Department, Mike Firsdon, Mark Monroe or Tony Miller.

The University of Toledo
Communications Closets-

Health Science Campus

Bldg.	Rm. No.	Tel,Data Closet Name	T=Telecom	Notes	
			N=Network		
			E=Electric		
Hospital	0207	0-1	N		
Hospital	0134	0-2	N		
Hospital	0232A	0-3	N		
Hospital	0217B	0-4	T-95	T, N	
Hospital	0214A		T-12	T, E	
Hospital	0207B		T-13	T, E	
Hospital	0116MS		T-14	T, E	
Hospital	0134A		T-15	T, E	
Hospital	0135MS		T-16	T, E	
Hospital	0178		T-17	T, E	Mechanical Room
Hospital	1015MS		T-18	T, E	
Hospital	1407	1-1	T-18A	T, N	
Hospital	1141	1-2	T-19	T, N	
Hospital	1005MS		T-20	T, E	
Hospital	1008MS		T-21	T, E	
Hospital	1011MS		T-22	T, E	
Hospital	2303MS		T-23	T, E	
Hospital	2005MS		T-24	T, E	
Hospital	2007MS		T-25	T, E	
Hospital	2009MS		T-26	T, E	Inside Office
Hospital	2011MS		T-27	T, E	
Hospital	2217		T-29	T, E	
Hospital	3195	3-1		N	
Hospital	3143A	3-2		N	
Hospital	3201MS		T-30	T, E	
Hospital	3115MS		T-31	T, E	
Hospital	3139MS		T-32	T, E	
Hospital	3157MS		T-33	T, E	
Hospital	3183MS		T-34	T, E	
Hospital	4012		T-35	T, E	
Hospital	4114MS		T-36	T, E	
Hospital	4139MS		T-37	T, E	
Hospital	4157MS		T-38	T, E	
Hospital	4182MS		T-39	T, E	
Hospital	5141	5-1		N	
Hospital	5011MS		T-40	T, E	
Hospital	5112MS		T-41	T, E	
Hospital	5137MS		T-42	T, E	
Hospital	5006MS		T-43	T, E	
Hospital	5181A		T-44	T, E	
Hospital	6003MS		T-45	T, E	

The University of Toledo
Communications Closets-

Bldg.	Rm. No.	Tel,Data Closet Name	T=Telecom	Notes	
			N=Network E=Electric		
Hospital	6114B		T-46	T, E	
Hospital	6139C		T-47	T, E	
Hospital	6157B		T-48	T, E	
Hospital	6177B		T-49	T, E	
Ruppert Health Center	0003A	0-1	T-1	T,N,E	
Ruppert Health Center	0136		T-2	T, E	
Ruppert Health Center	0068		T-3	T, E	
Ruppert Health Center	1314		T-4	T, E	
Ruppert Health Center	1431		T-5	T, E	
Ruppert Health Center	1518		T-6	T	
Ruppert Health Center	1747		T-7	T, E	
Ruppert Health Center	1138B		T-8	T	
Ruppert Health Center	1009		T-9	T, E	
Ruppert Health Center	0001		T-10	T	Above Ceiling in room 0001
Ruppert Health Center	0007F		T-11	T, E	Inside Office
Ruppert Health Center	0014	0-2		N	
Health Ed	106A	1-1		N	
Health Ed	109C	1-2		N	
Health Ed	139	1-3	T-50	T, N	Pharmacy Build.
Health Ed	080B		Node 2	T	
Health Ed	in wall		T-51	T	Outside Room 017B
Health Ed	090		T-52	T, E	
Health Ed	094		T-53	T, E	
Health Ed	009		T-54	T	Mechanical Room
Health Ed	013A		T-55	T	
Health Ed	101		T-56	T, E	
Health Ed	126		T-57	T, E	
Health Ed	112A		T-58	T, E	
Health Ed	108		T-59	T, E	
Health Ed	244ME		T-60	T, E	
Health Ed	228ME		T-61	T, E	
Health Ed	201		T-62	T, E	
Health Ed	249		T-63	T, E	
Health Ed	269		T-64	T, E	
Health Ed	015C	0-1		N	
Dowling Hall	0095		T-65	T	
Dowling Hall	1535B		T-66	T, E	
Dowling Hall	2109	2-1	T-67	T, N	
Dowling Hall	1640A-1		T-68	T, E	
Dowling Hall	2440C	2-2	T-69	T, N	
Dowling Hall	2322		T-70	T, E	

The University of Toledo
Communications Closets-

Bldg.	Rm. No.	Tel,Data Closet Name	T=Telecom	Notes	
			N=Network		
			E=Electric		
Dowling Hall	0124C		T-85	T	
Dowling Hall	0045		T-86	T, E	
Dowling Hall	0060		T-87	T, E	
Dowling Hall	1534	1-1		N	
Dowling Hall	0025G	0-1		N, E	
			T-		
Dowling Hall	0010C	0-2	88	T, N	
Dowling Hall Morse Ctr	3000D		T-91	T, E	
Dowling Hall Morse Ctr	3322		T-92	T, E	
Block Health Science	In wall		T-93	T	Hallway Outside Rm 047
Block Health Science	064		T-71	T	On wall in Old Sign Shop
Block Health Science	137		T-72	T, E	
Block Health Science	241/2-NW		T-73	T, E	
Block Health Science	344/3-NW		T-74	T, E	
Block Health Science	441/4-NW		T-75	T, E	
Block Health Science	118/1-SE		T-76	T, E	
Block Health Science	208ME/2-SE		T-77	T, E	
Block Health Science	328/3-SE		T-78	T, E	
Block Health Science	407/4-SE		T-79	T, E	
Block Health Science	136	1-1		N	
Block Health Science	116	1-2		N	
Block Health Science	363	3-1		N	
Block Health Science	309	3-2		N	
Kobacker	0106		T-80	T, E	Mechanical Room
Kobacker	1308	1-1	T-81	T, N	
Kobacker	1222		T-82	T, E	Storage Room
Kobacker	1105		T-83	T	In Wall In Hallway 1006
Dana Center	1010-S	1-1	T-84	T, N	
Dana Center	1065	1-2	T-101	T, N	
Academic Conf. Center	1100-A	1-3	T-102	T, N, E	
Fac. Support Bldg.	1100A		T-89	T, E	Mechanical Room
Fac. Support Bldg.	2000A	2-1	T-89	T, N	
Power House	Out Bldg			N	Data Shack
Collier	1102	1-1	T-94	T, N	
Collier	2102A	2-1		N	
Collier	3302MS	3-1		N	

The University of Toledo
Communications Closets-

Bldg.	Rm. No.	Tel,Data Closet Name	T=Telecom	Notes	
			N=Network		
			E=Electric		
Lab Incubator Center	Basement		T-96	T	
CCE	0114	0-1	T-98	T, N	
CCE	2121A	2-1	T-99	T, N	Office
Sim Center	0203	0-2	T-103	T,N,E	
Record Retention Ctr	1070	1-1	T-100	T, N, E	Mechanical Room
Record Retention Ctr	1370	1-2	T-101	T, N, E	
GMC	020		Node 3	T	
	012	0-1		T,N	
	370	3-1		T, N	
N W T (Coroners)	011	0-1	NODE 4	T,N,E	
ML	004A		Node 1	T,E	
ML	012N	0-1	T-50	T, N	
ML	505A	5-1		T, N	5th Fl. South Side
ML	511MS	5-2		T, N	5th Fl. North Side
ML	006A-1		Old T-2	T	Office
ML	006C		Old T-10	T	Operators / Above Ceiling
ML	009MS		Old T-3	T, E	
ML	234		Old T-5	T, E	Not In Use
ML	321MS		Old T-6	T, E	Not In Use
ML	403MS		Old T-7	T, E	
ML	503MS		Old T-8	T, E	
GME (Old VA)		1-1	T-104		Construction
GME (Old VA)			T-105		

Building	Print Room #	Tel, Data Closet Name	T=Telecom N=Network E=Electric	Health Science Campus Contact: Tony Miller Notes
-----------------	-------------------------	----------------------------------	---	---

Cross Reference Information For Voice and Data Ports

Information to be provided to UT Telecom and Network Departments

UT Building ID	Final UT Room Number (see UT's final labeling print)	Actual Port numbers for voice and data starting clockwise as you enter the room/per drop location	Date	Technician/Contractor
Example:				
RH	1800-A	1.1-1003, 1.1-1004 voice	1/30/2009	Bob Smith/Chopin Cable
		1.1-1008, 1.1-1009 data	1/30/2009	
RH	1800-A	1.1-1005, 1.1-1006 voice	1/30/2009	
		1.1-1010, 1.1-1011 data	1/30/2009	