

The University Of Toledo NEW COURSE PROPOSAL

1. College: Health Science and Human Service Department: Kinesiology
 2. Contact Person: Brian Pietrosimone Phone: 4467 Email: brian.pietrosimone@utoledo.edu
 3. Alpha/Numeric Code (subject area - number): KINE 6720
 4. Proposed title: Anatomical Concepts for Clinical Practice
 Proposed effective term: Fall 2011

5. Planned enrollment per section: 12 per term: 12

6. Is the course cross-listed with another academic unit? Yes
Is the course offered at more than one level? Yes

If yes to either question, please list additional Alpha/Numeric codes:

a. KINE - 8720 b. - c. -

Approval of other academic unit (signature) _____

Name and title Anatomical Concepts for Clinical Practice

If course is to be offered at more than one level, attach an explanation of the different requirements that students must meet for each level. If the requirements are the same for each level, justification must be provided.

7. Credit hours: Fixed: 3 or Variable: to

8. Delivery Mode: Primary Secondary Tertiary
 a. Activity Type* Regular Lab Lecture
 b. Credit Hours 2 1
 c. Weekly Contact Hours 2 1

*Choices are: Lecture, Recitation, Seminar, Regular Lab, Open Lab, Studio, Clinic, Field, Independent Study, Workshop, Computer Assisted Instruction, Other

9. Terms offered: Fall Spring Summer
Years offered: Every Year Alternate Years

10. Arc students permitted to register for more than one section during a term? No Yes
May the course be repeated for credit? No Yes
Maximum Hours

11. Grading system: Undergraduate Graduate
 Normal Grading (A-F, PS/NC, PR, I) Normal Grading (A-F, PS/NC, PR, I)
 Passing Grade/No Credit (A-C, NC) Grade Only (A-F)
 Credit/No Credit Satisfactory/Unsatisfactory (G only)
 Grade Only (A-F, PR, I) Audit only
 Audit only No Grade
 No Grade

12. Prerequisites (must be taken before): a. - b. - c. -
Co-requisites (must be taken together): a. - b. - c. -

13. If course is to replace an existing, course(s) will be deleted, and when should that deletion occur?
Course to be removed from inventory Final Term to be offered
a. _____
b. _____

14. Catalog description (30 words maximum).
A cadaver anatomy course focusing on the extremities. Emphasis will be placed on the link between anatomical structure, orthopedic injuries, and clinical practice.

15. Attach a copy of a complete outline of the major topics covered. (Providing a syllabus that includes this information is acceptable.)

Course Alpha/Numeric Code:

New Course Proposal - Page 2

16. Where does this course fit in the University/College/Department curriculum? (Be specific by course level, if applicable). Indicate prospective demand.

KINE 6720 will be an elective course used to fill a void in the graduate concentrations of exercise physiology, athletic training and biomechanics. This course will provide those graduate students with further instruction in anatomical concepts pertinent to their disciplines.

17. If the proposed course is similar to another course in the College or University, please describe the difference and provide a rationale for the duplication. (If this course duplicates material covered in another course within your department or college or in another college, attach a letter of endorsement from that area's dean and department chairperson indicating their support. Clarify the manner in which this course will differ).





There is no known course similar to the proposed one.

18. If the course is intended to meet a University Undergraduate Core requirement, complete the following:

a. Explain how this course fulfills the guidelines established for the competency area identified. Guidelines are available from Faculty Senate Office, UH 3320, x2112 or x2182.)

N/A

Course Approval:

Department Curriculum Authority:		11/29/10
Department Chairperson:		Date 11-29-10
College Curriculum Authority:		Date 11-29-10
College Dean:		Date 11-29-10

After college approval, submit the original signed form plus 14 copies to the Faculty Senate (UH 3220) for undergraduate-level courses; for graduate-level courses submit the original signed form plus 6 copies to the Graduate School (UH 3240). For undergraduate/graduate dual-level courses, submit the proposals to each office.

University Undergraduate Curriculum Committee or Graduate Council: _____

Office of the Provost: _____

Date

Date

Anatomical Concepts for Clinical Practice
KINE 6720
Tuesday and Thursday 7:30-9:30 am
HHS 2518 & 2520

COURSE INSTRUCTORS: Brian Pietrosimone, PhD, ATC
Assistant Professor of Athletic Training
Email: brian.pietrosimone@utoledo.edu
(419) 530-2953
Office Hours (HHS 2505J): by appointment
<http://www.utoledo.edu/hshs/kinesiology/index.html>

CREDIT HOURS: 3

PRE- REQUISITES: Accepted into the Kinesiology department as a graduate student or instructor's permission.

COURSE DESCRIPTION: A cadaver anatomy course focusing on the extremities. Emphasis will be placed on the link between anatomical structure, orthopedic injuries, and clinical practice.

COURSE INTRODUCTION:

The study of anatomy requires the assimilation of an enormous amount of facts and anatomical terms, and an intimate knowledge of the relationships of structures to one another. Knowledge of the application of clinical anatomy to clinical practice will make learning and reviewing of the many facts more enjoyable and easier to remember. Many points of applied clinical anatomy are best appreciated through observations of the human cadaver. The primary purpose of this course is to give the student an opportunity to relate their undergraduate knowledge of basic anatomical structure and function to the clinically-applied anatomy and pathology of structures and functions presented throughout this course. This course is designed to supplement the students' existing anatomical knowledge base at the graduate level. The course is designed to deliberately use the clinical sciences to facilitate the understanding of anatomy, with the primary objective of practical application of this knowledge to the field of sports medicine.

Course Objectives: Upon completion of the course students will be able to:

1. Locate musculoskeletal, nervous, vascular, and articular structures.
2. Understand the function of these structures.
3. Understand the role of these structures as they relate to orthopedic injury mechanisms, evaluation, and rehabilitation.
4. Understand the relationship of anatomical structures to anatomical surface landmarks.

Instructional Procedures and Course Experiences

The course is designed to be a guided experiential learning experience. The laboratory dissection/prosection will comprise the majority of the time. Several classroom lectures will be presented to supplement the dissection experiences (these are noted on the class schedule).

Location: Lectures will be conducted in HHS 1406 while the laboratory experiences will be held in HHS 2520.

BOOKS: There are no required books for this course. You are, however, encouraged to use the human anatomy text and atlas of your choice. The following texts are recommended if you do not have a quality anatomy text:

- Moore KL. *Clinically Oriented Anatomy*. 4th ed. Baltimore, MD: Williams and Wilkins; 1999. ISBN: 0683061410.
- Netter FH and Hansen JT. 2002. *Netter's Atlas of Human Anatomy*. 3rd ed. Summit, NJ. Novartis Corporation

COURSE REQUIREMENTS and EVALUATION:

2 Written Exams	50 pts ea	100
2 Practical Exams	50 pts ea	100
4 Quizzes	10 pts	40
1 Presentation (Clinical Topics)	40 pts	40
Total		280 pts

A. Written and Practical Examinations

1. There will be two examinations (a midterm and a final) each comprised of written and practical components.
2. There will be 4 quizzes scheduled during the course.

**** Your practical exam will consist of identifying tagged anatomical structures from any of the cadavers. ****

B. Clinical Topics

Each student will prepare a 10 minute laboratory presentation on a topic of clinical interest to athletic training, sports medicine, biomechanics, and exercise physiology. These presentations are designed to relate a topic of clinical relevance to dissected regions of the cadaver.

Students should prepare copies of a 1-2 page handout of their presentation using the following format:

1. Definition
2. Etiology
3. Signs & Symptoms
4. Common Treatment

The following is a list of suggested "Clinical Topics". If you would like to choose a different topic, please talk to the instructor.

- Subacromial impingement

- Vertebral disk herniation

- Glenohumeral instabilities
- Brachial plexus injuries
- Ulnar collateral ligament injury (elbow)
- Carpal tunnel syndrome
- Finger injuries including:
 - Boutonniere deformity
 - Mallet Finger
 - Swan Neck Deformity
- Gamekeeper's Thumb
- Epicondylitis
- Spondylolysis/spondylolisthesis
- Piriformis syndrome
- Femoral head avascular necrosis
- Osgood-Schlatter's disease
- Iliotibial band friction syndrome
- Medial tibial stress syndrome
 - Tarsal tunnel syndrome
 - Morton's neuroma
- Lisfranc fracture/dislocation
- Plantar fasciitis
- Triangular Fibrocartilage Complex (TFCC)

C. Final course grades:

The following scale will be used to assign course grades:

A=	94 to 100%	C =	74 to 76%
A- =	90 to 93%	C- =	70 to 73%
B+ =	87 to 89%	D+ =	67 to 69%
B =	84 to 86%	D =	64 to 66%
B- =	80 to 83%	D- =	60 to 63%
C+ =	77 to 79 %	F =	less than 60%

COURSE POLICIES:

Cell Phone Policy: Use of cell phones in class is prohibited (including all verbal conversation, texting, email or surfing of the internet). All phones should be in vibrate, silent or "Off" modes during class. If a call must be made or received for emergency reasons the student should exit class before starting a conversation. The instructor reserves the right to ask a student to leave the classroom to finish phone conversations of any type.

Missed or Late Assignments: Missed or late assignments will not be accepted by the instructor unless a written explanation via Email is received with 24 hours of the initial due date. A tenth of the total assignment point value will be deducted for every 24 hour cycle in which the assignment is late.

Academic Dishonesty: Definition: Academic dishonesty is defined as the intentional misrepresentation of all or part of one's work to deceive for personal gain, or assisting another to do the same. Academic dishonesty includes, but is not limited to cheating, plagiarism, and fabrication of submitted work. This will not, under any circumstances, be tolerated. Attaining and studying exams/quizzes from previous years of this course is also considered dishonest and cheating by this professor. The Academic Misconduct/Dishonesty Policy of the University of Toledo and the College of Health Science and Human Services will be followed in this course.

Attendance policy: Students are expected to be present and on time to every class. The University's Missed Class Policy can be found at <http://www.utoledo.edu/index.asp?id=529>. Excused absences will be permitted for personal emergencies (illness), religious observances, participation in University-sponsored activities (athletics or artistic performances), or

government-required activities (military service or jury duty). It is the student's responsibility to inform me (via e-mail, telephone, or in person) that they will not be in class. Missed work must be made up. Attendance for quizzes and exams is required. Missed exams and quizzes can only be made up if there is a documented illness or legitimate conflict. Make-up quizzes and exams must be scheduled in advance; otherwise the student will receive a zero. If you are late to class on an exam day, you will be required to turn in your exam when the time limit has been reached. Repeated absences will result in lowering your grade.

Accessibility to Special Needs: If accommodations are needed due to learning or physical disability it is imperative that the student notifies the instructor as soon as possible so that the necessary steps can be attained to provide an appropriate environment.

OTHER COURSE POLICIES:

1. Anatomical (cadaver) material must NOT be taken from the Anatomy Lab. Violation of this will be regarded by the faculty as a serious offense and will result in appropriate action by the Kinesiology Department and the College of Health Science and Human Service.
2. Appropriately cover the cadaver during dissections, use appropriate language in reference to the cadaver, and use appropriate conversation with others regarding this experience.
3. The laboratory must be kept clean and the chairs, tables, stands should be arranged at the end of each lab session.
4. Eating, drinking, and gum chewing are NOT permitted in the lab.
5. Open toe shoes are NOT permitted during lab (dissection) sessions.
6. Contact lens wearers may want to wear glasses during the lab sessions (for the health of your eyes!).

SUGGESTED APPROACH TO LABORATORY SESSIONS:

- a. Read over the chapter(s) in your human anatomy textbook, class presentations, and class notes prior to lab sessions.
- b. Use the lab time to ask specific questions of the course instructors. The lab sessions are designed to provide you with the opportunity to confirm and discuss the various subjects (normal structure and function, applied clinical anatomy, and pathological structure and function) with classmates and the instructors. Your lab time should be devoted to review of material and/or discussion of relevant concepts.
- c. Make full and effective use of your lab time; continuously study anatomical relationships and relate your observations to clinical anatomy and pathology.

TENTATIVE LECTURE/LAB SCHEDULE:

Date	Lecture HHS 2518	Laboratory HHS 2520
Tues 08/24	Introduction	
Thurs 08/26	Shoulder	
Tues 08/31		Upper Extremity
Thurs 09/02		Upper Extremity
Tues 09/07		Upper Extremity
Thurs 09/09	Elbow, Wrist & Hand *	
Tues 09/14		Upper Extremity
Thurs 09/16		Upper Extremity
Tues 09/21	Anterior Abdominal Wall*	
Thurs 09/23		Anterior Abdominal Wall
Tues 09/28		Anterior Abdominal Wall
Thurs 09/30	Review	
Tues 10/05	Review	
Thurs 10/07	Mid-term Exam	Mid-term Exam
Tues 10/12		
Thurs 10/14	Pelvis, Hip and Thigh	No Lab
Tues 10/19	Knee*	No Lab
Thurs 10/21	Leg, Ankle, & Foot	No Lab
Tues 10/26		Lower Extremity
Thurs 10/28		Lower Extremity
Tues 11/02	Spine & Neuroanatomy*	No Lab
Thurs 11/04	Open Day	No Lab
Tues 11/09		Lower Extremity
Thurs 11/11		Lower Extremity
Tues 11/16		
Thurs 11/18		Spine
Tues 11/23		Spine
Thurs 11/25		
Tues 12/01		Spine
Thurs 12/02	Class Presentations	Class Presentations
Tues 12/07	Class Presentations	Class Presentations
Thurs 12/09	Review	
TBA	Final Examination	Mid-term Exam

* Denotes quiz on preceding information at the beginning of this class

Explanation of Different Requirements for KINE 6720 and 8720

Students enrolled KINE 8720 will be required to write a focused paper explaining the how anatomical structures contribute to the etiology, signs, symptoms, treatment options and prognosis of a musculoskeletal pathology of the student's choosing. This paper will not be required in KINE 6720.