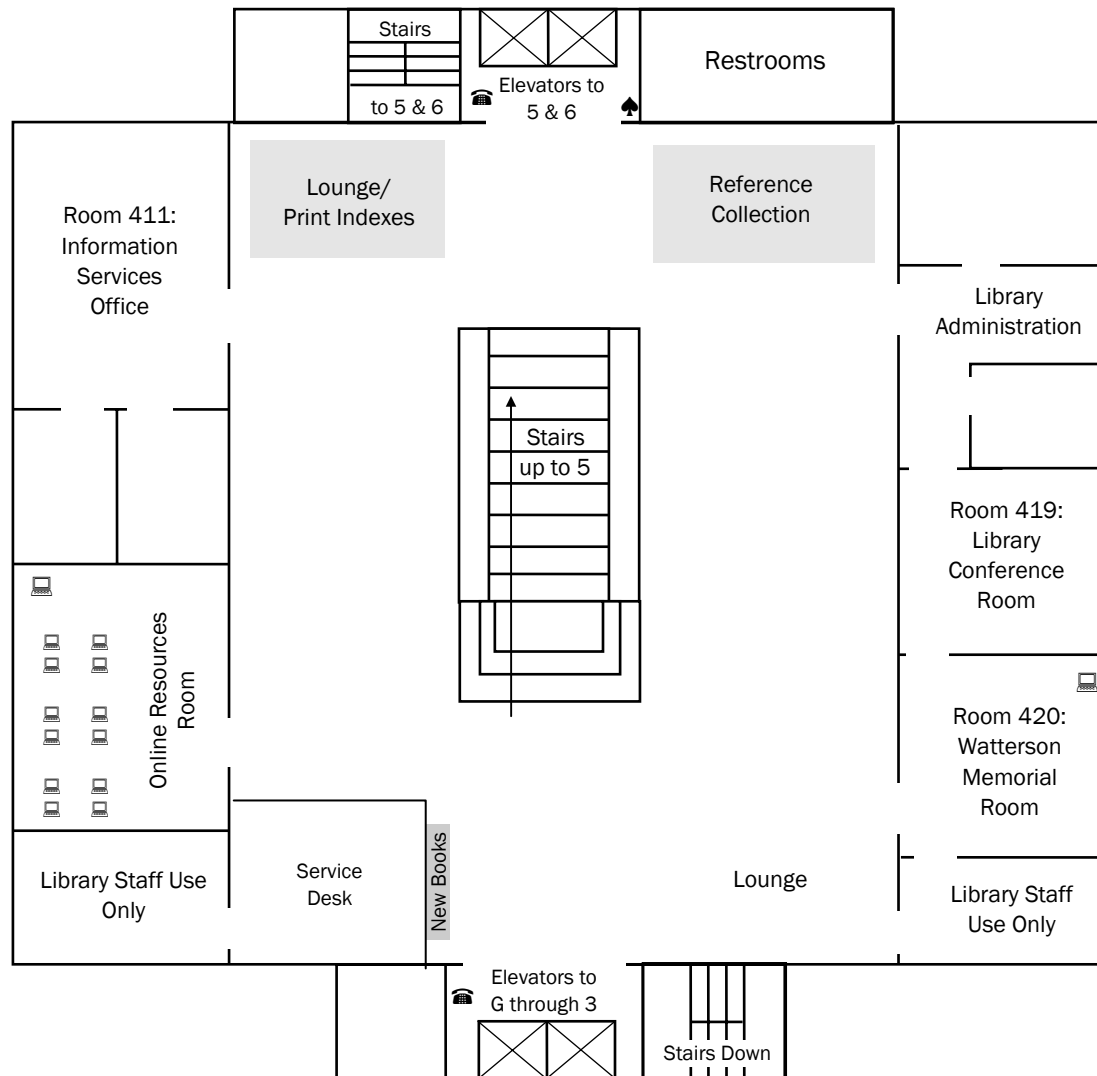





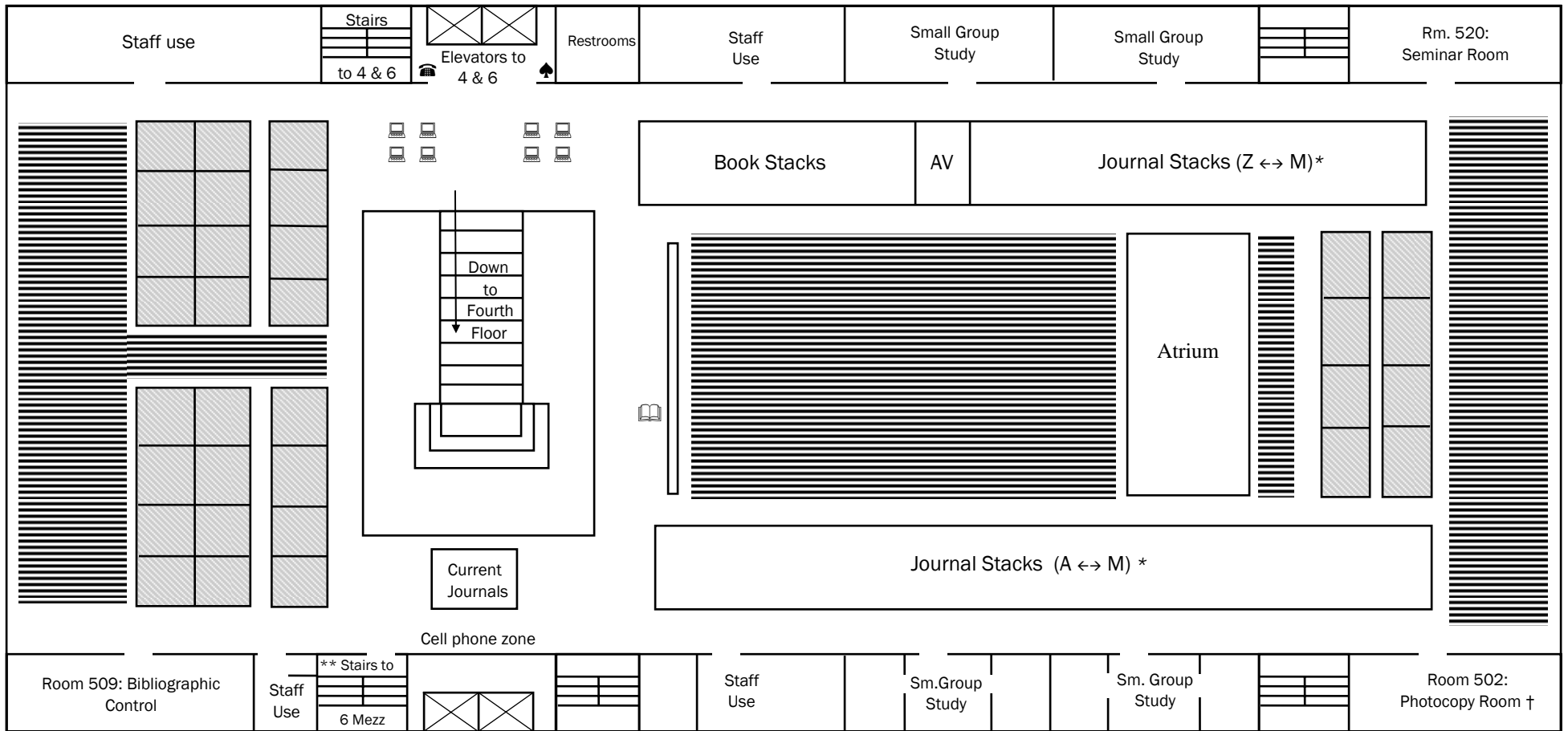
Raymon H. Mulford Library Map of the Fourth Floor



All publicly-accessible computers on the fourth and fifth floors of the Library can be used to search for information from our online resources. They do not have productivity software like Word, Excel, PowerPoint, or EndNote.

In the Computer Learning Resource Center on the sixth floor of the Library, computers with productivity software are available to people *with a valid University ID card*.





-  Computer
-  Campus (red) phone (There is a cell-phone zone on the fifth floor of the Library. The closest pay phone is the hospital lobby)
-  Drinking fountain

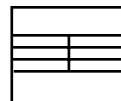


* Journals owned by the Library that were published before 1983 are located at the Regional Depository. See Service Desk for assistance.


** Study carrels are also available on the 6th floor Mezz. Use the stairs by the cell phone zone to get upstairs.



-  Computer
-  Campus (red) phone
-  Drinking fountain
-  Leisure Reading Area

 Unmarked stairs - The doors to these stairwells are alarmed; these stairs should only be used in case of emergency (fire, etc.)

 Study Carrels

 Open Study Areas (tables, couches, chairs)

† A stapler and a 3-hole punch are available for use in the photocopy room.

Raymon H. Mulford Library Map of the Fifth Floor