


<b>Name of Policy:</b> <u>Use and Care of Ultrasound Gel</u> <b>Policy Number:</b> 3364-109-EQP-305 <b>Department:</b> Infection Control Medical Staff Hospital Administration <b>Approving Officer:</b> Chair, Infection Control Committee Chief of Staff Chief Operating and Clinical Officer <b>Responsible Agent:</b> Infection Preventionist <b>Scope:</b> The University of Toledo Medical Center and its Medical Staff	 <b>Effective Date:</b> 05/30/2017 Initial Effective Date: 12/20/2004
<input type="checkbox"/> New policy proposal <input type="checkbox"/> Major revision of existing policy	
<input checked="" type="checkbox"/> Minor/technical revision of existing policy <input type="checkbox"/> Reaffirmation of existing policy	

### (A) Policy Statement

The recommendations within this policy will be followed by all departments and personnel who use Ultrasound Gel during a procedure.

### (B) Purpose of Policy

To reduce the risk of infection related to contaminated products used in or on patients.

### (C) Procedure

#### Sterile Gel

1. Use sterile gel for all invasive or high risk procedures in which a device is passed through tissue (e.g., needle aspiration, needle localization, tissue biopsy TEE, transvaginal/rectal procedures with or without biopsy), for all procedures involving a sterile environment or non-intact skin, and for all procedures including PICC and Central lines.
2. Use sterile gel for procedures performed on intact mucous membranes (e.g., esophageal, gastric, rectal, vaginal) and in patients with immunodeficiencies or on immunosuppressive therapy.
3. Follow aseptic technique when using sterile gel.

#### Non-Sterile Gel

1. Single-use containers are to be used when using non-sterile gel. Use single use containers for low risk procedures on intact skin. (Scans of bladder, abdomen, vasculature, PT procedures, and general radiology procedures)
2. Containers are not to be refilled or topped off.
3. When opening a new gel bottle, date the bottle and discard on the 28<sup>th</sup> day after opening.
4. Ensure that tips of containers or dispensing nozzles do not come in direct contact with patients, staff, instruments, or the environment. Dispense gel into a medicine cup or on a clean gauze/disposable cloth and then onto patient's skin.
5. After each use, wipe the dispensing nozzle clean with an alcohol swab and wipe the outside of the container with a disinfectant between patient uses.
6. If gel is being used on a patient who is in isolation, use a single-use gel container, and leave the reusable container in the room if repeat procedures are necessary, and discard the gel when patient isolation is discontinued. For infrequent procedures, individual packets may be obtained from Distribution Services.

Warming gel

1. Gel warmers should be maintained according to manufacturer's directions and cleaned immediately if the warmer becomes soiled.

Storage of ultrasound and medical gel:




1. Product must be stored in areas that are dry and protected from potential sources of contamination, such as dust, moisture, insects, or rodents.
2. If evidence of contamination is present, or if package integrity has been breached, product must be discarded.
3. Product should be rotated by date during restocking.

References:

APIC Text, Volume 2, 2014, Interventional Radiology, Page 60-8

The Society for Healthcare Epidemiology of America, Ultrasound Gel and Infections: Researcher Propose Guideline to Reduce Risk, 2012.

CDC Morbidity and Mortality Weekly Report (MMWR) April 20, 2012.

<p><b>Approved by:</b></p> <p> _____ Michael Ellis, M.D. Chair, Infection Control Committee</p> <p> _____ Thomas Schwann, M.D. Chief of Staff</p> <p> _____ Linda Speer, M.D. Interim, Chief Medical Officer</p> <p><i>Review/Revision Completed By: Infection Control Committee</i></p>	<p><b>Review/Revision Date:</b> 07/28/2008 04/25/2011 07/15/2014 05/24/2017</p> <p><b>Next Review Date:</b> 05/2020</p>
<p><b>Policies Superseded by This Policy:</b></p>	