

SEQUENCE FOR **PUTTING ON** PERSONAL PROTECTIVE EQUIPMENT (PPE) with PAPR

Remove all personal items before starting (phones, jewelry, badges, etc.)

HAIR TIE/NET

- Tie hair back into tight bun, use hair net if long hair

GLOVES and TYVEK

- Put on pair of green long cuff gloves
- Step into white Tyvek and proceed to pull up
- Zip up halfway in order to tuck hood in later
- Push hole through cuff of Tyvek suit with thumb
- Put on booties, pull up all the way, attach strap



PAPR

- Turn PAPR on (hose will already be connected and flow tested by PPE Tech)
- Buckle PAPR around waist and slightly to side of body
- Put on Hood, tucking first layer under Tyvek
- Zip up Tyvek, pull outer shroud down around shoulders
- Connect hose to hood



Blue Gown and Gloves

- Put on Blue Gown, fasten at back of neck
- Tie inside waist and outer waist to ensure complete coverage
- Put on pair of blue long cuff gloves over green gloves
- Pull glove cuff overtop of blue sleeve



Use an Isolation Buddy to help you dress with the proper PPE


- Check each other after each step to ensure complete coverage



SEQUENCE FOR **REMOVING** PERSONAL PROTECTIVE EQUIPMENT (PPE) with PAPR


OUTER GLOVES/BOOT STRAP

- Use Alcohol Based Hand Rub(ABHR), remove boot strap, Use ABHR
- Grasp outside of glove with opposite gloved hand; peel off
- Hold removed glove in gloved hand
- Slide fingers of ungloved hand under remaining glove at wrist
- Peel glove off over first glove
- Discard gloves in infectious waste bin, use ABHR



BLUE GOWN

- Use ABHR on gloves
- Use Isolation Buddy to untie gown straps
- Grab clean inside part of gown, pull away from body
- Roll up gown place in infectious waste bin



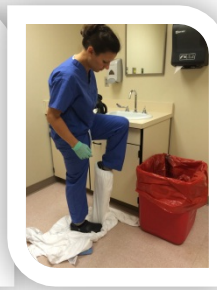
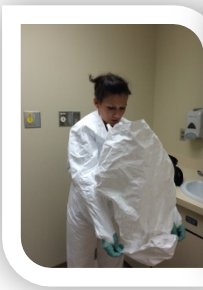
PAPR

- Use ABHR on gloves
- Shut off PAPR, use Isolation Buddy to remove tube from hood
- Unbuckle PAPR and set on Decontamination Mat



HOOD, TYVEK, and BOOTIES

- Use ABHR on gloves
- Grab hood by top, pull over head away from face and dispose of in infectious waste bin
- Unzip, and step out of Tyvek (including booties) onto clean portion of floor
- Place in infectious waste bin



INNER GLOVES

- Use ABHR on gloves,
- Remove in same fashion as outer gloves, Use ABHR
- Remove hair tie
- Wash hands with soap and water

