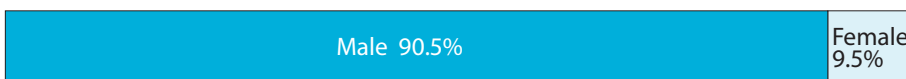


ENGINEERING TECHNOLOGY BACHELOR'S DEGREES AWARDED BY SCHOOL

1. Ferris State University	408
2. Southern Polytechnic State University	246
3. Indiana U. Purdue U., Indianapolis	225
4. Purdue University	224
5. University of Houston	210
6. Rochester Institute of Technology	208
7. Wentworth Institute of Technology	183
8. University of Toledo	180
9. University of Cincinnati	172
10. Old Dominion University	163
11. Oklahoma State University	157
12. Purdue University, Calumet	143
13. Alfred State College	126
14. University of Central Florida	117
15. South Dakota State University	111
16. Northeastern University	107
17. Univ. of North Carolina, Charlotte	106
18. New Jersey Institute of Technology	97
19. Montana State University	94
20. Oregon Institute of Technology	94
21. Texas A&M University	85
22. University of Hartford	84
23. Indiana U. Purdue U., Fort Wayne	80
24. Northern Illinois University	79
25. Pennsylvania State Univ., Erie	76
26. California State Poly. U., Pomona	75
26. Michigan Technological University	75
28. Georgia Southern University	71
29. University of Maine	70
30. New Mexico State University	69
31. Wayne State University	66
32. Texas Tech University	64
33. DeVry University, Columbus	63
34. University of Dayton	62
35. DeVry University, Chicago	61
36. DeVry University, North Brunswick	56
36. Minnesota State Univ., Mankato	56
36. Weber State University	56
39. Lawrence Technological University	55
40. Metropolitan State College of Denver	47
41. University of Nebraska, Lincoln	43
42. Western Michigan University	41
43. University of North Texas	40
44. Louisiana Tech University	37
45. Bradley University	36
45. University of Memphis	36
47. DeVry University, Fremont	35
48. Arizona State University, Polytechnic	34
48. Temple University	34
50. DeVry University, Pomona	32


89 schools reported.

ENGINEERING TECHNOLOGY BACHELOR'S DEGREES BY GENDER




	1999	2000	2001	2002	2003	2004	2005	2006	2007
Female	13.0%	12.7%	10.7%	11.0%	11.7%	11.1%	10.5%	10.4%	9.9%
Male	87.0%	87.3%	89.3%	89.0%	88.3%	88.9%	89.5%	89.6%	90.1%

ENGINEERING TECHNOLOGY BACHELOR'S DEGREES BY ETHNICITY



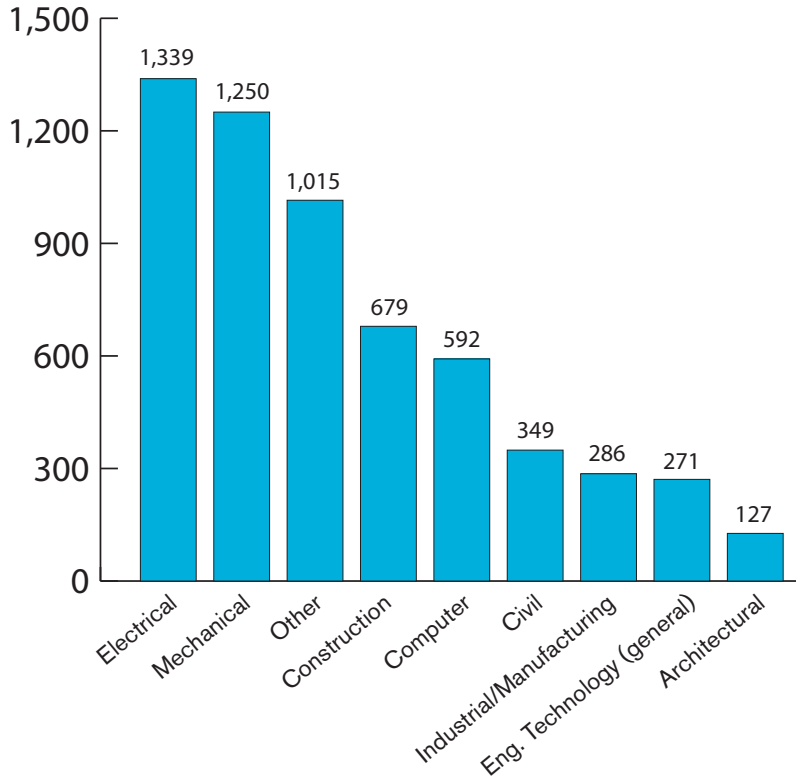
	1999	2000	2001	2002	2003	2004	2005	2006	2007
African American	7.9%	8.6%	7.6%	8.1%	8.3%	8.4%	7.6%	7.9%	7.7%
Hispanic	4.9%	5.5%	5.7%	4.7%	6.2%	5.9%	5.1%	5.2%	6.9%
Other	8.8%	7.6%	10.9%	10.6%	9.5%	8.8%	10.3%	9.9%	7.5%
Asian American	5.4%	5.5%	6.5%	5.8%	6.1%	5.5%	5.8%	5.2%	6.6%
Caucasian	73.0%	72.8%	69.3%	70.8%	69.9%	71.4%	71.2%	71.8%	71.3%

ENGINEERING TECHNOLOGY BACHELOR'S DEGREES BY RESIDENCY



	1999	2000	2001	2002	2003	2004	2005	2006	2007
Foreign National	5.4%	4.7%	4.8%	4.6%	5.4%	5.0%	3.6%	3.5%	3.5%
Domestic	94.6%	95.3%	95.2%	95.4%	94.6%	95.0%	96.4%	96.5%	96.5%

ENGINEERING TECHNOLOGY BACHELOR'S DEGREES BY DISCIPLINE: 5,908

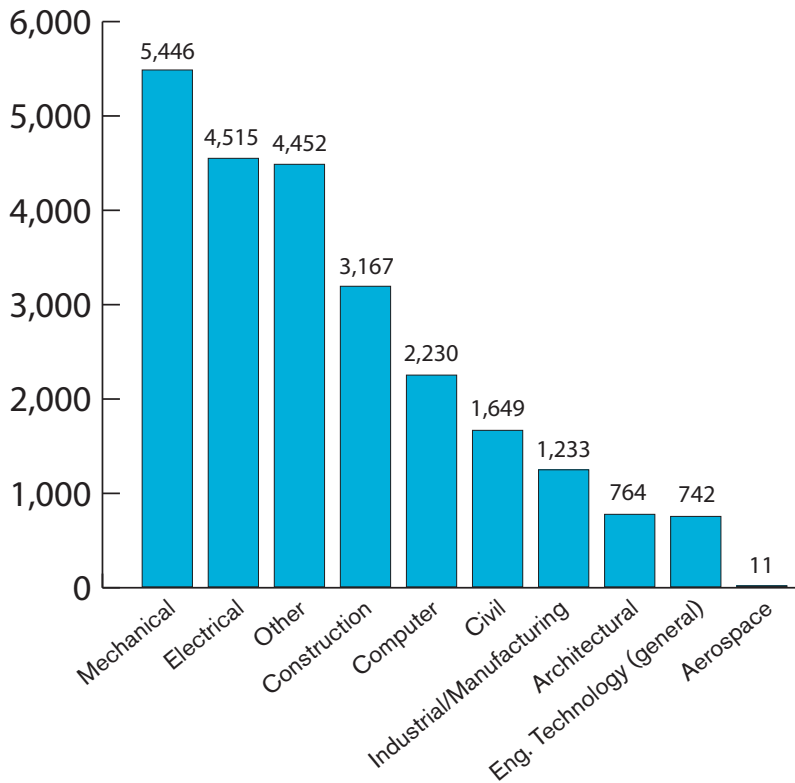


ENGINEERING TECHNOLOGY DEGREES AWARDED TO WOMEN BY SCHOOL

1. University of Cincinnati	41
2. Indiana U. Purdue U., Indianapolis	38
3. Ferris State University	34
4. Southern Polytechnic State University	27
5. University of Houston	24
6. Old Dominion University	22
7. University of Hartford	18
8. Rochester Institute of Technology	17
9. Wentworth Institute of Technology	15
10. Purdue University	13
11. Alfred State College	12
11. University of Memphis	12
13. University of Central Florida	11
13. New Mexico State University	11
13. Northeastern University	11
13. Oklahoma State University	11
17. Purdue University, Calumet	10
17. Wayne State University	10
17. Weber State University	10
20. Virginia State University	9
21. Lawrence Technological University	8
21. New Jersey Institute of Technology	8
21. Oregon Institute of Technology	8
24. University of Dayton	7
24. University of Toledo	7
26. California State Poly. U., Pomona	6
26. DeVry University, Chicago	6
26. Georgia Southern University	6
26. Univ. of North Carolina, Charlotte	6
26. Western Michigan University	6
31. Indiana U. Purdue U., Fort Wayne	5
31. Southern University and A&M College	5
33. DeVry University, Irving	4
33. McNeese State University	4
33. Northern Illinois University	4
33. Texas A&M University	4
37. DeVry College of NY, Long Island City	3
37. DeVry University, Sherman Oaks	3
37. University of Maine	3
37. University of Massachusetts Lowell	3
37. Michigan Technological University	3
37. Montana State University	3
43. 15 schools tied with 2.	

89 schools reported.

FULL-TIME ENGINEERING TECHNOLOGY ENROLLMENT BY DISCIPLINE: 24,209*



* enrollment is for full-time bachelor's degree candidates in engineering technology.

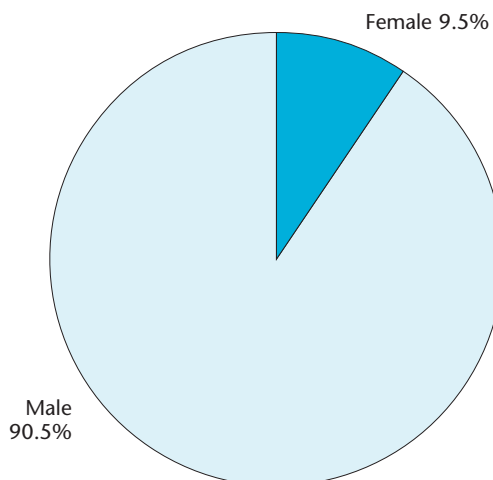
ENGINEERING TECHNOLOGY ENROLLMENT BY SCHOOL*

1. Ferris State University	2,046
2. Southern Polytechnic State University	1,646
3. Indiana U. Purdue U., Indianapolis	1,417
4. Rochester Institute of Technology	1,279
5. Purdue University	1,062
6. Wentworth Institute of Technology	941
7. University of Toledo	911
8. Old Dominion University	899
9. University of Houston	821
10. University of Cincinnati	817
11. University of North Carolina, Charlotte	765
12. Alfred State College	685
13. Oklahoma State University	684
14. Weber State University	612
15. Indiana U. Purdue U., Fort Wayne	563
16. University of Central Florida	556
17. Oregon Institute of Technology	550
18. Georgia Southern University	541
19. Metropolitan State College of Denver	519
20. Kansas State University	508
21. California State Poly. U., Pomona	506
22. New Jersey Institute of Technology	489
23. University of Maine	453
24. Montana State University	417
25. Texas A&M University	416
26. Pennsylvania State University, Erie	408
27. University of Hartford	406
28. South Dakota State University	392
29. New Mexico State University	379
30. Minnesota State University, Mankato	374
31. Purdue University, Calumet	373
32. Northeastern University	341
33. University of North Texas	326
34. Texas Tech University	313
35. Arizona State University, Polytechnic	293
36. University of Dayton	288
37. Virginia State University	277
38. Western Michigan University	255
39. DeVry University, Columbus	228
40. Brigham Young University	223
41. Buffalo State College	218
42. DeVry University, Chicago	213
43. University of Massachusetts, Lowell	209
44. Northern Illinois University	200
45. Wayne State University	195
46. Louisiana Tech University	190
47. Southern University and A&M College	178
48. Michigan Technological University	174
49. University of Memphis	169
50. Miami University	156

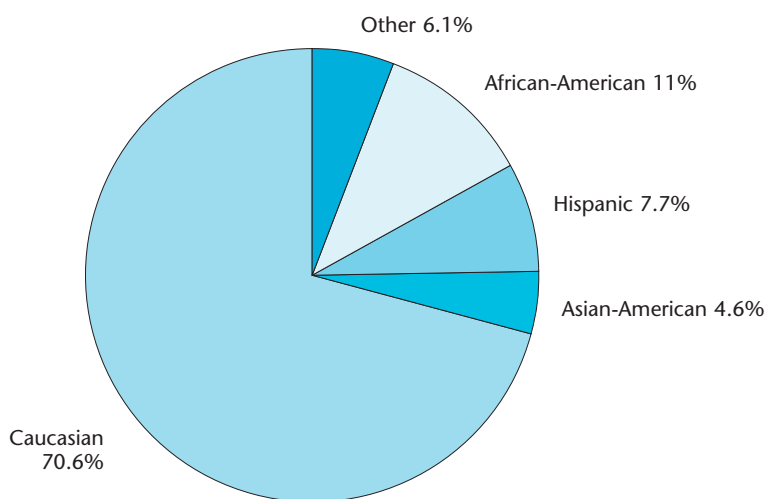
90 total schools reported.

* Enrollment is for full-time and part-time bachelor's degree candidates in engineering technology.

ENGINEERING TECHNOLOGY ENROLLMENT BY GENDER



ENGINEERING TECHNOLOGY ENROLLMENT BY ETHNICITY



ENGINEERING TECHNOLOGY ENROLLMENT BY RESIDENCY

