


ENGINEERING TECHNOLOGY BACHELOR'S DEGREES AWARDED BY SCHOOL

1. Ferris State University	429
2. Purdue University	311
3. Indiana U. Purdue U., Indianapolis	249
4. Southern Polytechnic State University	214
5. University of Houston	210
6. Rochester Institute of Technology	206
7. Wentworth Institute of Technology	187
8. Oklahoma State University	172
9. Old Dominion University	163
9. University of Toledo	163
11. University of Cincinnati	156
12. University of North Carolina, Charlotte	149
13. Indiana U. Purdue U., Fort Wayne	120
14. New Jersey Institute of Technology	119
15. Purdue University, Calumet	114
16. South Dakota State University	111
17. Northeastern University	107
18. Michigan Technological University	102
19. Oregon Institute of Technology	100
20. Weber State University	99
21. California State Poly. U., Pomona	94
21. University of Maine	94
21. Pennsylvania State Univ., Erie	94
24. Montana State University	89
25. University of Dayton	87
26. Alfred State College	86
27. Brigham Young University	79
27. Texas A&M University	79
29. Georgia Southern University	77
30. Wayne State University	71
31. University of Hartford	66
31. Minnesota State Univ., Mankato	66
33. DeVry University, Columbus	62
34. New Mexico State University	61
35. DeVry University, Chicago	58
36. Texas Tech University	55
37. University of North Texas	52
38. Northern Illinois University	51
39. DeVry University, Phoenix	49
40. Western Michigan University	47
41. Louisiana Tech University	43
42. Metropolitan State College of Denver	42
43. Lawrence Technological University	41
43. University of Nebraska, Lincoln	41
45. Milwaukee School of Engineering	40
46. Arizona State University, Polytechnic	38
46. DeVry University, Fremont	38
48. Kansas State University	34
49. McNeese State University	32
50. Bradley University	31

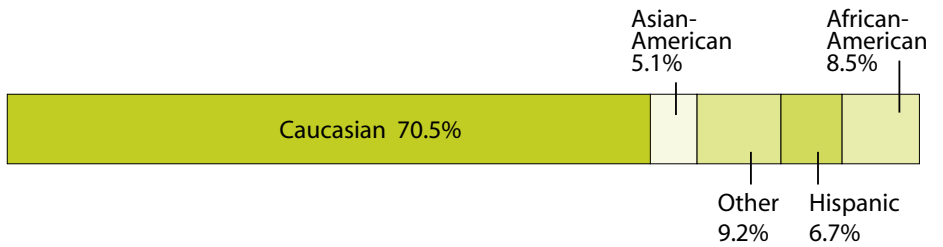
92 schools reported.

ENGINEERING TECHNOLOGY BACHELOR'S DEGREES BY GENDER



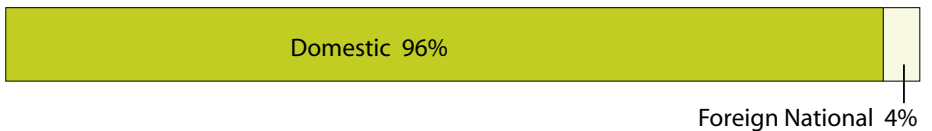
	2000	2001	2002	2003	2004	2005	2006	2007	2008
Female	12.7%	10.7%	11.0%	11.7%	11.1%	10.5%	10.4%	9.9%	9.5%
Male	87.3%	89.3%	89.0%	88.3%	88.9%	89.5%	89.6%	90.1%	90.5%

ENGINEERING TECHNOLOGY BACHELOR'S DEGREES BY ETHNICITY



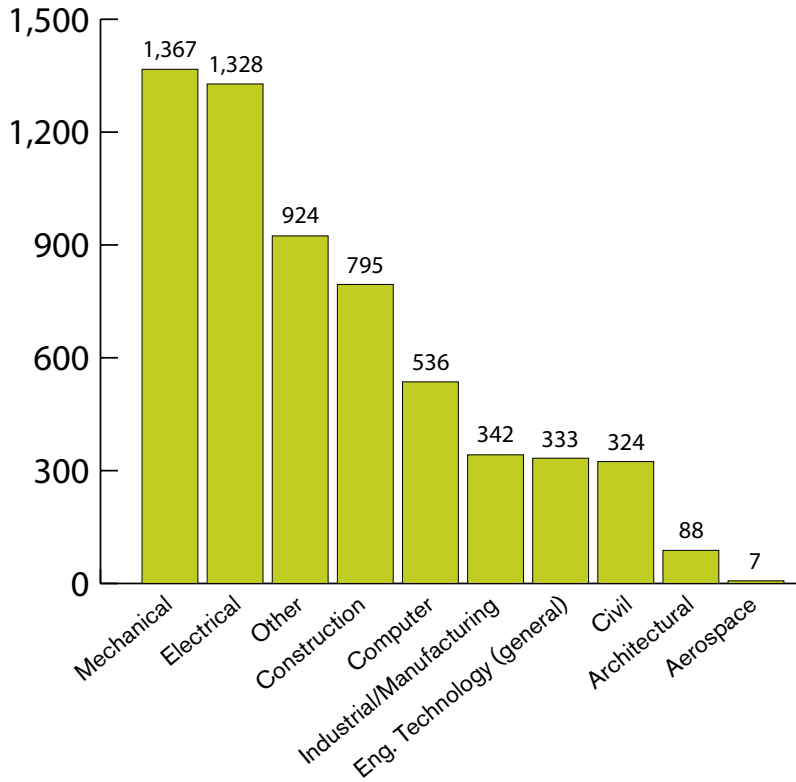
	2000	2001	2002	2003	2004	2005	2006	2007	2008
African American	8.6%	7.6%	8.1%	8.3%	8.4%	7.6%	7.9%	7.7%	8.6%
Hispanic	5.5%	5.7%	4.7%	6.2%	5.9%	5.1%	5.2%	6.9%	7.5%
Other	7.6%	10.9%	10.6%	9.5%	8.8%	10.3%	9.9%	7.5%	5.8%
Asian American	5.5%	6.5%	5.8%	6.1%	5.5%	5.8%	5.2%	6.6%	6.0%
Caucasian	72.8%	69.3%	70.8%	69.9%	71.4%	71.2%	71.8%	71.3%	72.0%

ENGINEERING TECHNOLOGY BACHELOR'S DEGREES BY RESIDENCY

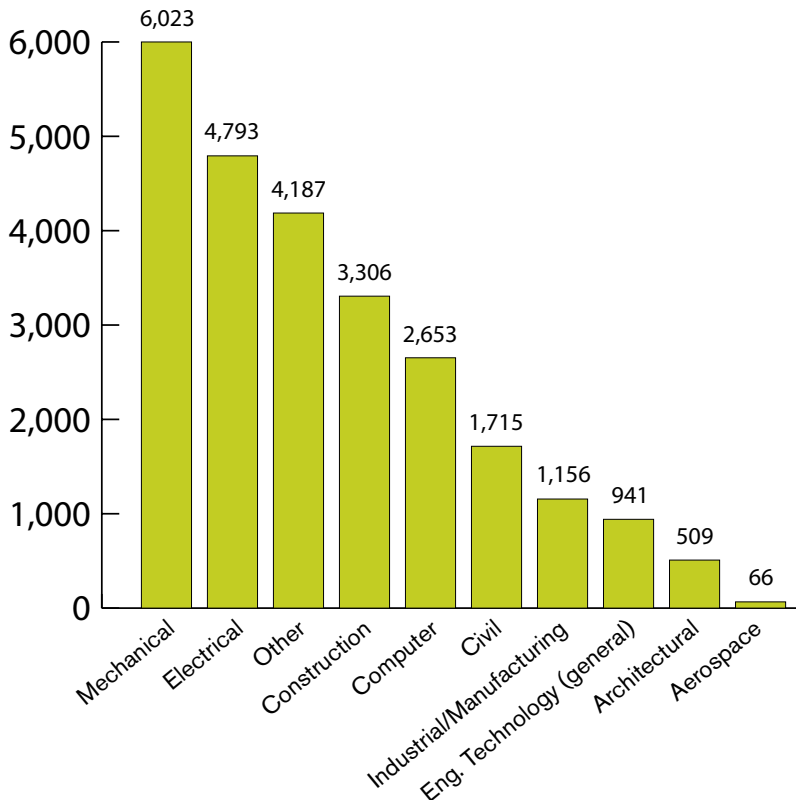


	2000	2001	2002	2003	2004	2005	2006	2007	2008
Foreign National	4.7%	4.8%	4.6%	5.4%	5.0%	3.6%	3.5%	3.5%	4.1%
Domestic	95.3%	95.2%	95.4%	94.6%	95.0%	96.4%	96.5%	96.5%	95.9%

ENGINEERING TECHNOLOGY BACHELOR'S DEGREES BY DISCIPLINE: 6,044



FULL-TIME ENGINEERING TECHNOLOGY ENROLLMENT BY DISCIPLINE: 25,349*



* enrollment is for full-time bachelor's degree candidates in engineering technology.

ENGINEERING TECHNOLOGY DEGREES AWARDED TO WOMEN BY SCHOOL

1. Indiana U. Purdue U., Indianapolis	58
2. Purdue University, Calumet	29
3. University of Dayton	24
3. University of Houston	24
5. Ferris State University	23
6. Old Dominion University	22
7. Southern Polytechnic State University	18
8. Wentworth Institute of Technology	17
9. Rochester Institute of Technology	15
10. Purdue University	14
11. Weber State University	13
12. New Jersey Institute of Technology	11
12. Northeastern University	11
12. Penn State Erie, The Behrend College	11
15. University of Cincinnati	10
15. University of Hartford	10
15. Indiana U. Purdue U., Fort Wayne	10
15. University of Toledo	10
19. DeVry University, Columbus	9
19. New Mexico State University	9
19. University of North Carolina, Charlotte	9
22. Lawrence Technological University	8
22. Michigan Technological University	8
22. Texas A&M University	8
22. Wayne State University	8
26. Oklahoma State University	7
26. Texas Tech University	7
28. California State Poly. U., Pomona	6
28. Georgia Southern University	6
28. University of Maine	6
31. California State University, Sacramento	5
31. Colorado Technical University	5
31. DeVry University, Chicago	5
31. Metropolitan State College of Denver	5
31. Northern Illinois University	5
37. Alfred State College	4
37. Arizona State University, Polytechnic	4
37. Brigham Young University	4
37. Colorado State University, Pueblo	4
37. DeVry University, Decatur	4
37. Temple University	4
43. Bradley University	3
43. DeVry University, Long Beach	3
43. DeVry University, Fremont	3
43. DeVry University, Kansas City	3
43. Louisiana Tech University	3
43. McNeese State University	3
43. Minnesota State University, Mankato	3
50. 11 schools tied with 2.	

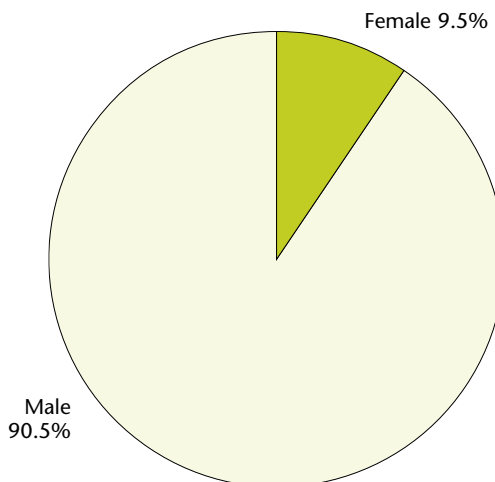
92 schools reported.

ENGINEERING TECHNOLOGY ENROLLMENT BY SCHOOL*

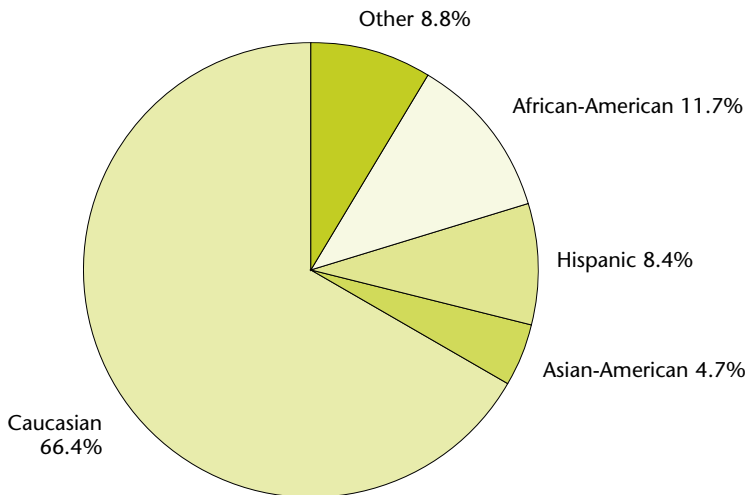
1. Ferris State University	1,912
2. Southern Polytechnic State University	1,704
3. Indiana U. Purdue U., Indianapolis	1,473
4. Rochester Institute of Technology	1,283
5. Wentworth Institute of Technology	1,029
6. Purdue University	1,004
7. University of Toledo	958
8. University of Cincinnati	941
9. Old Dominion University	899
10. University of Houston	864
11. University of North Carolina, Charlotte	825
12. Indiana U. Purdue U., Fort Wayne	711
13. New Jersey Institute of Technology	651
14. Oklahoma State University	644
15. Metropolitan State College of Denver	627
16. Weber State University	626
17. Purdue University, Calumet	614
18. Georgia Southern University	577
19. California State Poly. U., Pomona	519
20. University of Maine	499
21. Alfred State College	480
22. Oregon Institute of Technology	476
23. New Mexico State University	433
24. University of Hartford	424
25. Pennsylvania State Univeristy, Erie	419
26. Michigan Technological University	415
27. Montana State University	402
28. Texas A&M University	402
29. Arizona State Univ., Polytechnic	380
30. University of North Texas	364
31. South Dakota State University	358
32. Northeastern University	341
33. DeVry University, Columbus	336
34. Minnesota State University, Mankato	317
35. Western Michigan University	293
36. Texas Tech University	291
37. DeVry University, Decatur	263
38. DeVry University, Phoenix	257
38. Northern Illinois University	257
40. Buffalo State College	237
41. DeVry University, Chicago	231
42. DeVry University, Fremont	225
43. DeVry University, Pomona	220
44. University of Dayton	214
45. Miami University	196
45. Wayne State University	196
47. California State University, Sacramento	193
48. University of Arkansas, Little Rock	191
48. DeVry University, Irving	191
48. Louisiana Tech University	191

92 total schools reported.
 * Enrollment is for full-time and part-time bachelor's degree candidates in engineering technology.

ENGINEERING TECHNOLOGY ENROLLMENT BY GENDER



ENGINEERING TECHNOLOGY ENROLLMENT BY ETHNICITY*



*Calculations for enrollment by ethnicity do not include foreign nationals.

ENGINEERING TECHNOLOGY ENROLLMENT BY RESIDENCY

