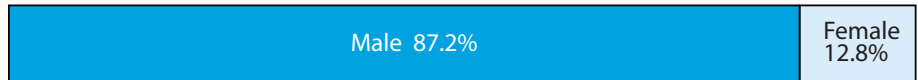


ENGINEERING TECHNOLOGY BACHELOR'S DEGREES AWARDED BY SCHOOL

| | |
|--|-----|
| 1. Purdue University Polytechnic Inst. | 817 |
| 2. Ferris State University | 388 |
| 3. University of Houston, College of Tech. | 363 |
| 4. Arizona State University | 353 |
| 5. Indiana U. Purdue U., Indianapolis | 325 |
| 6. Rochester Institute of Technology | 259 |
| 7. Kennesaw State University | 196 |
| 8. New Jersey Institute of Technology | 185 |
| 9. Old Dominion University | 180 |
| 10. University of Toledo | 171 |
| 11. Oklahoma State University | 155 |
| 12. Wentworth Institute of Technology | 152 |
| 13. University of Wisconsin, Stout | 141 |
| 14. Univ. of North Carolina, Charlotte | 132 |
| 15. Purdue University Calumet - College of Tech. | 130 |
| 16. Indiana U. Purdue U., Fort Wayne | 126 |
| 17. University of Cincinnati | 125 |
| 18. Miami University | 118 |
| 19. Texas A&M University | 115 |
| 20. Pennsylvania State University | 112 |
| 21. University of Akron | 110 |
| 22. University of Maine | 103 |
| 23. SUNY Polytechnic Institute | 97 |
| 24. Michigan Technological University | 92 |
| 25. University of Louisiana, Lafayette | 86 |
| 26. Montana State University | 85 |
| 27. University of Hartford | 77 |
| 27. University of Southern Mississippi | 77 |
| 29. Alfred State | 75 |
| 30. Brigham Young University | 69 |
| 31. Penn State Erie | 68 |
| 32. University of Dayton | 67 |
| 32. Middle Tennessee State University | 67 |
| 32. Oregon Institute of Technology | 67 |
| 35. Northern Illinois University | 65 |
| 36. New Mexico State University | 62 |
| 37. California State Poly. U., Pomona | 54 |
| 38. South Dakota State University | 53 |
| 38. Tennessee Technological University | 53 |
| 40. Buffalo State | 51 |
| 40. Western Michigan University | 51 |
| 42. Minnesota State University, Mankato | 47 |
| 43. Temple University | 45 |
| 44. DeVry University, Phoenix | 42 |
| 44. University of North Texas | 42 |
| 46. DeVry University, Chicago | 40 |
| 46. Wayne State University | 40 |
| 48. Trine University | 37 |
| 49. Pennsylvania State Univ., Harrisburg | 36 |
| 50. DeVry College of New York, Midtown Manhattan | 35 |

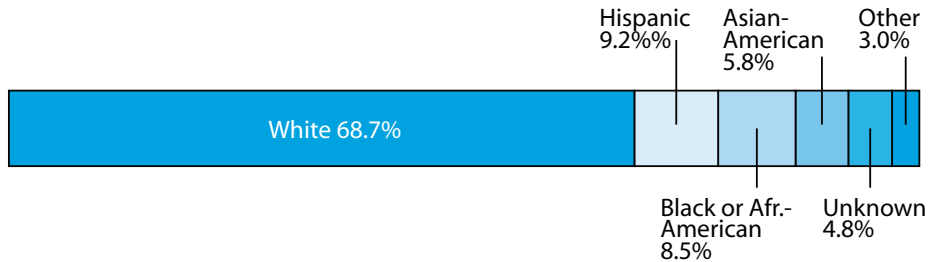
97 schools reported.

ENGINEERING TECHNOLOGY BACHELOR'S DEGREES BY GENDER



| | 2006 | 2007 | 2008 | 2009 | 2010 | 2011 | 2012 | 2013 | 2014 |
|--------|-------|-------|-------|-------|-------|-------|-------|-------|-------|
| Female | 10.4% | 9.9% | 9.5% | 9.4% | 9.4% | 9.5% | 9.4% | 10.2% | 10.6% |
| Male | 89.6% | 90.1% | 90.5% | 90.6% | 90.6% | 90.5% | 90.6% | 89.8% | 89.4% |

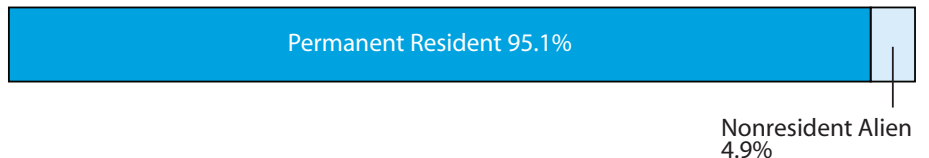
ENGINEERING TECHNOLOGY BACHELOR'S DEGREES BY ETHNICITY*



| | 2006 | 2007 | 2008 | 2009 | 2010 | 2011 | 2012 | 2013 | 2014 |
|---------------------------|-------|-------|-------|-------|-------|-------|-------|-------|-------|
| Black or African American | 7.9% | 7.7% | 8.6% | 8.5% | 8.5% | 9.2% | 8.8% | 8.8% | 8.9% |
| Hispanic | 5.2% | 6.9% | 7.5% | 6.7% | 7.1% | 7.6% | 6.5% | 7.8% | 7.1% |
| Other | 9.9% | 7.5% | 5.8% | 9.2% | 1.0% | 1.7% | 1.5% | 1.9% | 1.7% |
| Asian American | 5.2% | 6.6% | 6.0% | 5.1% | 5.1% | 5.3% | 5.0% | 4.9% | 5.1% |
| White | 71.8% | 71.3% | 72.0% | 70.5% | 73.2% | 70.4% | 73.8% | 72.4% | 72.7% |
| Unknown | | | | 5.1% | 5.8% | 4.5% | 4.3% | 4.5% | |

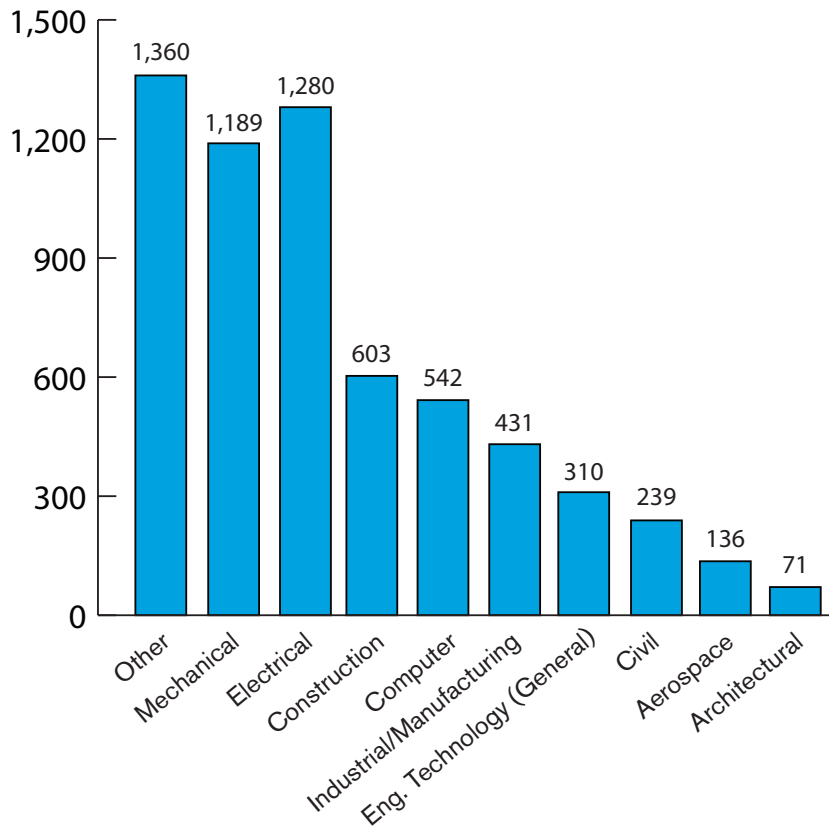
*American Indians (0.8%), Hawaiian/Pacific Islanders (0.3%) and Two or More (1.8%) are combined under Other.

ENGINEERING TECHNOLOGY BACHELOR'S DEGREES BY RESIDENCY



| | 2006 | 2007 | 2008 | 2009 | 2010 | 2011 | 2012 | 2013 | 2014 |
|--------------------|-------|-------|-------|------|-------|-------|-------|-------|-------|
| Nonresident Alien | 3.5% | 3.5% | 4.1% | 4.0% | 5.2% | 5.0% | 7.4% | 10.2% | 7.1% |
| Permanent Resident | 96.5% | 96.5% | 95.9% | 96.0 | 94.8% | 95.0% | 92.6% | 89.8% | 92.9% |

ENGINEERING TECHNOLOGY BACHELOR'S DEGREES BY DISCIPLINE: 6,161

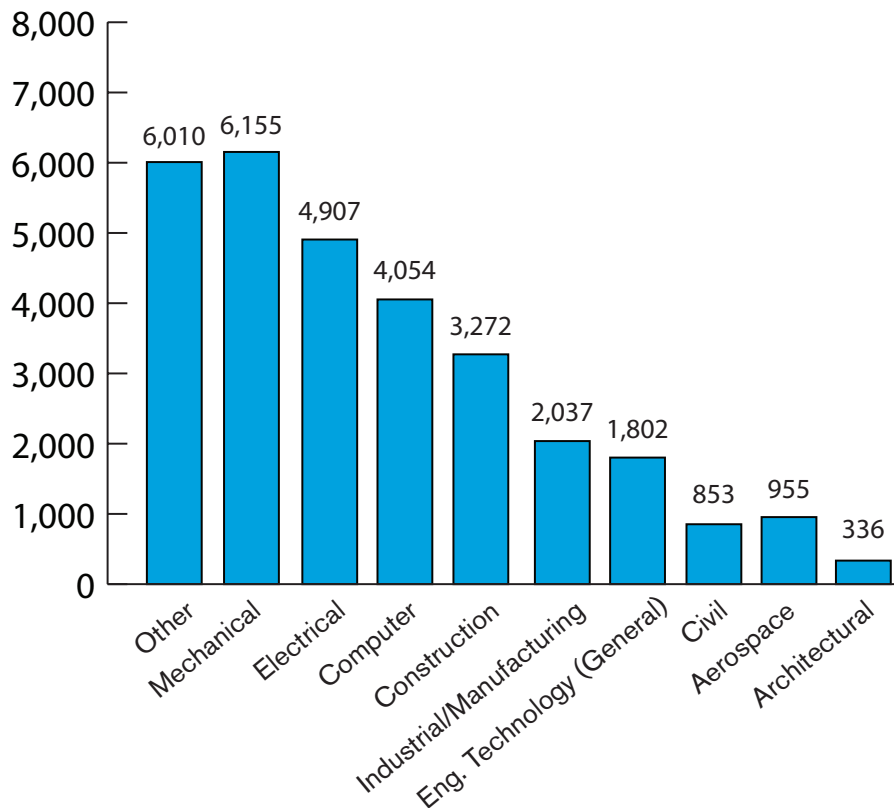


ENGINEERING TECHNOLOGY DEGREES AWARDED TO WOMEN BY SCHOOL

| | |
|--|-----------|
| 1. Purdue University Polytechnic Inst. | 141 |
| 2. Arizona State University | 87 |
| 3. Indiana U. Purdue U., Indianapolis | 74 |
| 4. University of Houston, College of Tech. | 67 |
| 5. Kennesaw State University | 35 |
| 6. Ferris State University | 28 |
| 7. Rochester Institute of Technology | 23 |
| 8. Purdue University, Calumet - College of Tech. | 21 |
| 9. New Jersey Institute of Technology | 18 |
| 10. University of Wisconsin, Stout | 17 |
| 11. University of Hartford | 16 |
| 11. Old Dominion University | 16 |
| 13. University of Dayton | 13 |
| 13. University of Toledo | 13 |
| 15. University of Southern Mississippi | 11 |
| 15. Texas A&M University | 11 |
| 17. Brigham Young University | 8 |
| 17. University of North Carolina, Charlotte | 8 |
| 17. Oklahoma State University | 8 |
| 17. Pennsylvania State University | 8 |
| 17. Wentworth Institute of Technology | 8 |

97 schools reported.

FULL-TIME ENGINEERING TECHNOLOGY ENROLLMENT BY DISCIPLINE: 30,381*

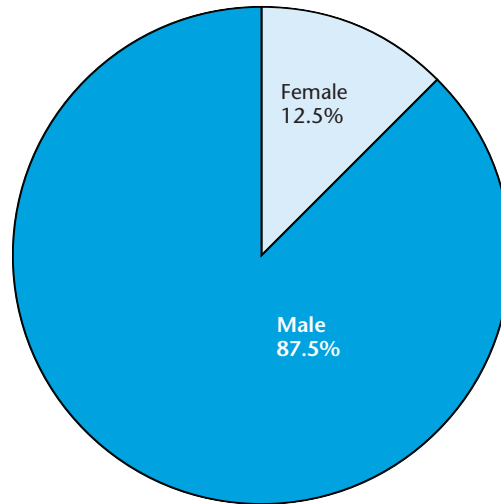


*Enrollment is for full-time bachelor's degree candidates in engineering technology.

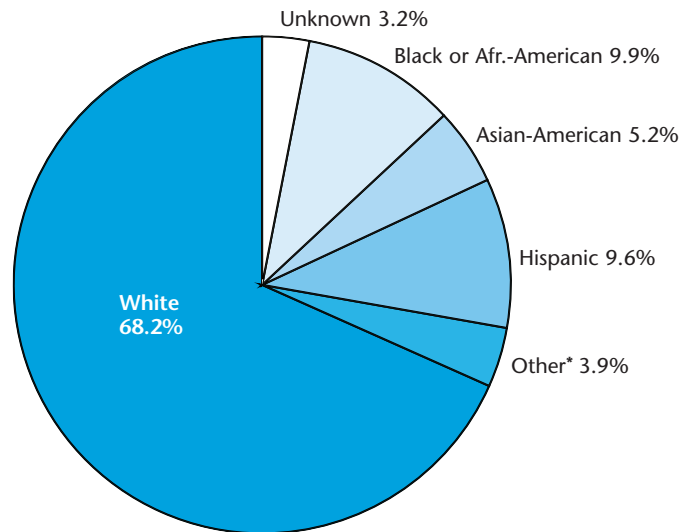
ENGINEERING TECHNOLOGY ENROLLMENT BY SCHOOL*

| | |
|--|--------------|
| 1. University of Houston, College of Technology | 3,316 |
| 2. Purdue University Polytechnic Institute | 3,313 |
| 3. Arizona State University | 2,943 |
| 4. Ferris State University | 2,092 |
| 5. Indiana U. Purdue U., Indianapolis | 1,323 |
| 6. Rochester Institute of Technology | 1,247 |
| 7. University of Toledo | 1,137 |
| 8. Kennesaw State University | 1,105 |
| 9. Old Dominion University | 875 |
| 10. Purdue University Calumet, College of Technology | 826 |
| 11. New Jersey Institute of Technology | 803 |
| 12. University of North Carolina, Charlotte | 648 |
| 13. Oklahoma State University | 642 |
| 14. University of Wisconsin, Stout | 609 |
| 15. University of Cincinnati | 606 |
| 16. Oregon Institute of Technology | 585 |
| 16. Texas A&M University | 585 |
| 18. University of Southern Mississippi | 560 |
| 19. Alfred State | 526 |
| 20. University of Maine | 495 |
| 21. Pennsylvania State University | 494 |
| 22. University of Louisiana, Lafayette | 488 |
| 23. Montana State University | 442 |
| 24. Northern Illinois University | 434 |
| 25. Buffalo State | 412 |
| 26. University of North Texas | 392 |
| 27. SUNY Polytechnic Institute | 369 |
| 28. University of Hartford | 367 |
| 29. Middle Tennessee State University | 362 |
| 30. Penn State Erie, Behrend College | 351 |
| 31. University of Dayton | 328 |
| 32. Indiana U. Purdue U., Fort Wayne | 319 |
| 33. Western Carolina University | 316 |
| 34. New Mexico State University | 299 |
| 35. Minnesota State University, Mankato | 286 |
| 36. Michigan Technological University | 282 |
| 37. University of Akron Eng. & Sci. Tech. Dept. | 275 |
| 38. Miami University | 264 |
| 39. Western Michigan University | 258 |
| 40. California State Poly. U., Pomona | 257 |
| 41. Pennsylvania State University, Harrisburg | 251 |
| 42. Tennessee Technological University | 245 |
| 43. South Dakota State University | 243 |
| 44. California Maritime Academy | 239 |
| 45. Wentworth Institute of Technology | 237 |
| 46. Brigham Young University | 235 |
| 47. Louisiana Tech University | 220 |
| 48. Virginia State University | 215 |
| 49. Temple University | 196 |
| 50. University of Memphis | 180 |

ENGINEERING TECHNOLOGY ENROLLMENT BY GENDER

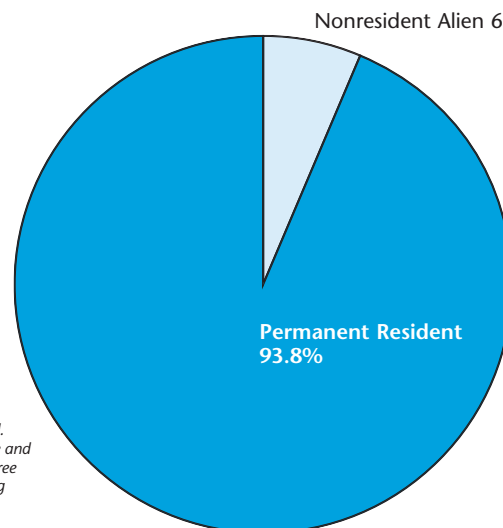


ENGINEERING TECHNOLOGY ENROLLMENT BY ETHNICITY*



*Other includes Hawaiian/Pacific Islander (0.2%), American Indian (0.8%) and Two or More (2.9%)

ENGINEERING TECHNOLOGY ENROLLMENT BY RESIDENCY



97 total schools reported.
*Enrollment is for full-time and part-time bachelor's degree candidates in engineering technology.