

STUDENT TECHNOLOGY FEE REQUEST FORM

Procedure for Submission:

Form Updated: 8/20/13

1. Submitter must obtain all required information from the desired vendor(s). An official quote from the vendor must be attached.
2. Only one request per Request Form. This request must be reviewed, approved, and submitted by the requesting program's Department Chair.
3. The Dept. Chair may email this request to the Tech Fee Director. *Since some departments will have multiple requests, please rename request in the following format: Dept # (rank, 1 being the highest priority) and a brief title*

Dept. making request:	SERS	Requesting Faculty:	Frank Pizza	Date Submitted:	1/24/2017
IMPORTANT: Attach an official quote from the vendor.					

List one item OR group (for use as a "package") per page.

Item Name	Vendor info. (name, address, Web site URL, phone #, email, etc.)	Part or Model #	Cost (each)	Qty	Total
Tissue Dissociator Tubes	Miltenyi Biotec Miltenyi Biotec	130-093-235 130-096-334	\$5,250 \$540 Shipping	1 1	\$5,250 \$540 <u>\$166</u> \$5956

Course(s) where item(s) will be used	KINE 4/5560, KINE4870, KINE6/8560, KINE6/8550, KINE6960, KINE8960, KINE 2530, KINE 2540	Expected life of product (years)	10+ years	# Students Impacted per Year	~20
---	---	---	-----------	-------------------------------------	-----

Location equipment or software will be used/stored	HH1414	Will Tech Fee funds be needed for annual renewals or maintenance?	No
---	--------	--	----

Provide a brief description of the technology requested*: The requested technology are pieces of laboratory equipment that are used to gently and reliably break apart tissues and organs to liberate cells that reside within them.

Briefly describe how the technology will be used (function)*:

The requested items will be used in undergraduate and graduate student research projects within the School of Exercise & Rehabilitation Sciences, namely those supervised by Drs. Pizza, McLoughlin, and Lee. These projects tend to focus on cellular and molecular responses in skeletal muscle after exercise, injury, or disease. Future student projects and research training would be strengthened by the requested technology.

Provide a rationale that Tech Fee funds are appropriate for this request*: Undergraduate and graduate students in the School of Exercise & Rehabilitation Sciences receive hands-on training on how to decipher complex responses and adaptations that occur in skeletal muscle after exercise, inactivity, and disease. Currently, students are not able to make to important measurements on cells that reside in skeletal muscle, as the Exercise Biology Labs currently does not have the equipment to gently and reliably break about tissues and organs.

***Keep in mind that the committee members come from a variety of educational backgrounds and may not be familiar with department specific language. Please use concise, common terminology so that committee members reviewing this form will be able to fully understand the request.**

- If you are submitting a request for computers, printers, scanners or software, you must consult with College Computing and the technology staff, to acquire a quote and to make sure that this equipment/software is supported by UT and compatible with existing technology.

Miltenyi Biotec

Frank Pizza
Univ of Toledo
College of Hlth Sci & Human Service
Kinesiology
Frank Pizza Lab
2801 West Bancroft St
Toledo OH 43606

Phone.: 419-530-4178
Fax.: 419-530-2477

From:
Lindsey Carlin
Miltenyi Biotec, Inc.
2303 Lindbergh Street
Auburn, CA 95602
Phone.: +1 248 408 3549
Fax.:

Your reference
70119436 /
09/29/2016

Quotation 70119436

Item	Material	old Material	Quantity	Value	Price Unit	Amount
	Description					
10	130-093-235					
	gentleMACS™ Dissociator					
	Includes:					
	Power Cord					
	User manual					
			1 PC	5,250.00	USD/PC	5,250.00
	item/net					5,250.00
20	160-001-561					
	Full Service Premium for gentleMACS™ Dissociator					
	*** Optional One Year Additional Service ***					
			1 PC	675.00	USD/PC	675.00
	item/net					675.00
30	130-096-334					

Miltenyi Biotec

Univ of Toledo
2801 West Bancroft St
TOLEDO OH 43606

Document no./date
70119436 /
09/29/2016

Page
2

Item	Material Description	old Material	Quantity	Value	Price Unit	Amount
	gentleMACS™ C Tubes (4x25 tubes)		1 PC.	540.00	USD/PC.	540.00
	item/net					540.00

Total items	6,465.00
Freight costs	166.00
Total cost	6,631.00
Currency	USD

Payment Terms: Net 30 Days
Valid to: 12/29/2016

Notes:

- 1). Please reference the quotation number and department or lab name, (if applicable) listed on page 1 when placing an order.
- 2). Miltenyi Biotec, Inc. terms and conditions as attached.
- 3). This offer reflects estimated shipping charges. Actual shipping charges will be noted on the order confirmation.
- 4). If applicable, Sales tax will be charged at current tax rates, based on the shipping destination.
- 5). The gentleMACS™ Dissociator is accompanied by a 1-year original warranty period. The original warranty period will begin the day after the date of installation or 30 days after the shipment date. Continued service support of the gentleMACS™ Dissociator may be obtained beyond year one through purchase of gentleMACS™ Service Agreement.

Full Service Premium for gentleMACS™ Dissociator

Services included:

- Repair Service
- Software Upgrade Service
- Loaner Equipment Service
- Technical Support Service

Repair Service

Univ of Toledo
2801 West Bancroft St
TOLEDO OH 43606

Document no./date
70119436 /
09/29/2016

Page
3

- Repair of instrument defects
- Allocation of parts and labor for all necessary repairs

Software Upgrade Service

- Regular software upgrades to the newest software releases

Loaner Equipment Service

- Loaner equipment will be provided at no charge
- Arrangement for dispatch and pick-up of the loaner and defective equipment
- Costs of shipment and handling

Technical Support Services / General

- Interactive telephone and electronic mail for the purpose of resolving technical support incidents
- Detailed service documentation

Note: For detailed description of the scope of services please refer to the corresponding contract specification and terms and conditions.



Miltenyi Biotec

MACS® Sample Preparation

Standardize your tissue dissociation and homogenization

Get viable single-cell suspensions

Homogenize your tissue sample

Safely determine
tissue pathogen load



Dissociate and discover

The difference is in the tubes

It's no secret that the success of any experiment depends on the starting material and quality of the preparation. When working with tissue samples, performing effective and reproducible sample preparation using manual methods can be quite a challenge.

Choose gentleMACS™ Tubes for your next experiment and see the difference!

- **Gentle:** Receive viable single-cell suspensions with conserved epitopes for reliable downstream analysis
- **Reproducible:** Automated and standardized tissue processing for user-independent results
- **Rapid:** Faster and easier than conventional manual methods
- **Safe:** Sample processing in a closed and sterile system

Dissociate tissue samples using the **gentleMACS C Tube** to receive high yields of viable single cells with conserved surface epitopes for downstream applications.

Homogenize samples for molecular or microbiology analysis with the **gentleMACS M Tube** to significantly reduce cross-contamination and maximize user safety when working with infectious material.

Read on to learn how gentleMACS Tubes, together with the gentleMACS Dissociators, achieve standardized sample preparation for virtually any tissue type and application!



See the gentleMACS Tubes in action!



C Tube



M Tube

gentleMACS™ Tubes

See how the gentleMACS C and M Tubes are specially engineered to achieve efficient tissue dissociation or thorough cell homogenization.

See page 4



gentleMACS™ Dissociators

Discover how you can automate and customize your tissue preparation to your specific sample using our benchtop gentleMACS Instruments.

See page 6



MACS® Tissue Dissociation Kits

Explore our broad portfolio of easy-to-use kits for gentle yet effective dissociation of numerous tissue types.

See page 7



Cutting-edge applications

Read how gentleMACS Tubes are a preferred means of tissue sample preparation for a wide variety of applications.

See page 8



gentleMACS™ Tubes

Patented high-tech tubes for optimal tissue dissociation or homogenization

gentleMACS™ C or M Tubes

The gentleMACS Tube is a central component of the gentleMACS Dissociator technology. Each element of the tube has been engineered to ensure the highest performance in the dissociation or homogenization of your tissue samples.

Dedicated tubes for specific applications

- **Tissue dissociation:** Use the purple-cap **C Tube** to get viable single-cell suspensions for cell separation, cell culture, and cell analysis experiments.
- **Tissue homogenization:** Choose the orange-cap **M Tube** to achieve thorough sample homogenization for subsequent molecular and microbiology analysis.

Process your sample in 3 easy steps

1. Transfer the tissue and buffer into either the gentleMACS C or M Tube, depending on the application, and then insert the gentleMACS Tube cap down into the gentleMACS Dissociator (figure 2).
2. Select a pre-set or custom program from your library. Profile-specific parameters such as rotation direction and speed customize the application. Press Start to begin the run.
3. Remove the gentleMACS Tube from the gentleMACS Dissociator. Transfer the dissociated or homogenized sample, ready for your downstream experiment, by opening the gentleMACS Tube cap or simply pipet through the integrated septum.

Ordering information

Product	Order no.
gentleMACS C Tubes (25×), sterile, single packed	130-093-237
gentleMACS C Tubes (100×), sterile, 25 tubes per bag	130-096-334
gentleMACS M Tubes (25×), sterile, single packed	130-093-236
gentleMACS M Tubes (100×), sterile, 25 tubes per bag	130-096-335
gentleMACS M Tubes with Strainer (50×), 50 tubes per bag with 600µm mesh strainer	130-094-392



Figure 1: gentleMACS C Tubes (purple cap) for tissue dissociation to obtain single-cell suspensions and the gentleMACS M Tubes (orange cap) for tissue homogenization for subsequent molecular and microbiology applications.



Figure 2: gentleMACS Tubes processing samples on the gentleMACS Octo Dissociator.



Tube enclosure – functional design

Our patented enclosure design directs the sample flow towards the stator to ensure thorough dissociation and homogenization.

Pierceable septum – maximal safety

A pierceable septum allows for the removal of dissociated or homogenized tissue sample without the need to open the tube. This keeps hazardous material safely away from the operator.

Stator – exact control

At the fixed stator site, the sample is processed through mechanical shearing that occurs within the narrow gaps defined by the distance between the stator teeth and the rotor.

Sealing gasket – no loss of material


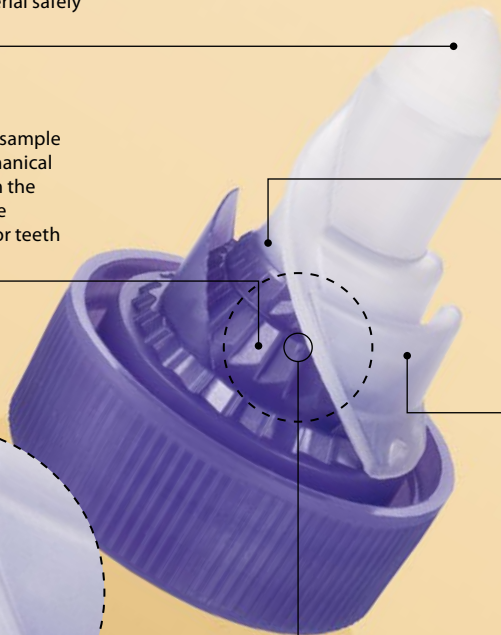
A sealing gasket within the cap achieves the near impossible. At incredible rotation speeds and elevated temperatures, you experience no sample loss.

Rotor – precision crafted

A rotating paddle draws the sample into the stator for processing and provides the exact amount of sheer force necessary to gently pull cells from tissues or intact molecules from within cells.

Spacers – that make the difference

The stator teeth of the gentleMACS C Tubes are equipped with spacers that define a specific distance between the rotor and the stator. This distance ensures efficient extraction of viable single cells from tissue samples. The M Tubes lack spacers, which makes them perfectly suited for tissue homogenization for molecular and microbiology applications.



gentleMACS™ Dissociators

Get a good start with standardized tissue dissociation or homogenization

The gentleMACS™ Dissociator

The gentleMACS Dissociator provides reliable tissue dissociation and thorough homogenization – a prerequisite for your cell and molecular research.

Benefit from more than 30 pre-defined programs for the most frequently used tissues. Process two samples in parallel to save time.

Get viable single cells from:

- Tumor tissue
- Spleen, lung, intestine, and liver
- Heart and skeletal muscle
- Neural tissue
- Embryoid bodies and more

Or homogenize your tissue for:

- DNA/RNA isolation from fresh or frozen samples
- Protein extraction
- Organelle extraction
- Determination of pathogen load



Figure 3: The gentleMACS Dissociator for standardized tissue dissociation.

Ordering information

Product	Order no.
gentleMACS Dissociator	130-093-235
gentleMACS Octo Dissociator	130-095-937
gentleMACS Octo Dissociator with Heaters	130-096-427

The gentleMACS™ Octo Dissociator

The gentleMACS Octo Dissociator extends the basic features of the gentleMACS Dissociator for maximum convenience, flexibility, and efficiency.

High throughput for faster results

The gentleMACS Octo Dissociator can process up to eight samples either in parallel or sequentially.

Independent sample operation

Different tissue types can be processed simultaneously. For unbeatable convenience you can add new samples at any time, even if other dissociation programs are in progress.

Customize your program to fit your experiment

More than 30 pre-defined programs are available for the most frequently used tissue types. With the gentleMACS Octo Dissociator, you can also set up customized programs for your specific samples and applications.

Integrated heaters for on-instrument enzymatic incubation

The optional Heaters enable enzyme incubation directly on the instrument for walk-away tissue dissociation with enzymatic digestion.



Figure 4: The gentleMACS Octo Dissociator with Heaters for processing up to eight samples in parallel or sequentially.

MACS[®] Tissue Dissociation Kits

Preserve cell integrity and surface epitopes with optimized enzyme mixes

MACS[®] Tissue Dissociation Kits

Broad selection, easy-to-use kit format

MACS Tissue Dissociation Kits allow for gentle, yet effective, dissociation of a wide range of tissue types. The convenient kit format provides pre-defined enzyme solutions for optimal results.

Use MACS Tissue Dissociation Kits together with the innovative gentleMACS C Tubes and gentleMACS™ Dissociators to enjoy high yields of cells with preserved epitope integrity, ready for use in downstream applications.

- **Gentle:** Preserves membrane integrity and surface epitopes
- **Fast:** Get quality single-cell suspensions in less time
- **Reproducible:** Standardized procedures for user-independent results



Figure 5: MACS Tissue Dissociation Kit, including buffers and enzyme solutions.

Ordering information

Product	Number of reactions	Order no.
Adipose Tissue Dissociation Kit, mouse and rat	50	130-105-808
Adult Brain Dissociation Kit, mouse and rat	50	130-107-677
Brain Tumor Dissociation Kit (P), human	25	130-095-942
Brain Tumor Dissociation Kit (T), human	25	130-095-939
Embryoid Body Dissociation Kit, human and mouse	50	130-096-348
Epidermis Dissociation Kit, human	100	130-103-464
Epidermis Dissociation Kit, mouse	25	130-095-928
Lamina Propria Dissociation Kit, mouse	50	130-097-410
Liver Dissociation Kit, mouse	25	130-105-807
Lung Dissociation Kit, mouse	50	130-095-927
Mitochondria Extraction Kit – Tissue	25	130-097-340
Neonatal Heart Dissociation Kit, mouse and rat	25	130-098-373
Neural Tissue Dissociation Kit (P)	50	130-092-628
Neural Tissue Dissociation Kit (T)	50	130-093-231
Neural Tissue Dissociation Kit – Postnatal Neurons	50	130-094-802
Neurospheres Dissociation Kit (P)*	100	130-095-943
Neurospheres Dissociation Kit (T)*	100	130-095-944
Skeletal Muscle Dissociation Kit, mouse and rat	50	130-098-305
Spleen Dissociation Kit, mouse	50	130-095-926
Tumor Dissociation Kit, human	25	130-095-929
Tumor Dissociation Kit, mouse	50	130-096-730
Umbilical Cord Dissociation Kit, human	25	130-105-737
Whole Skin Dissociation Kit, human	50	130-101-540

* Not for use with gentleMACS Dissociators



Unlimited number of applications

MACS® Sample Preparation for a wide variety of downstream analyses

Cutting-edge applications

Single-cell suspensions from tissue

Tissue dissociation with the gentleMACS™ Dissociators and Tubes is gentle to cells to yield single-cell suspensions with a high viability rate. Choose from a broad portfolio of Tissue Dissociation Kits, gentleMACS programs, and protocols to process virtually any tissue type.

Molecular analysis of tissue samples

Thorough homogenization is required to efficiently extract sub-cellular material such as total RNA, DNA, proteins, and organelles from diverse sample materials. The gentleMACS Dissociators offer optimized programs for virtually any tissue type.

Determination of tissue pathogen load

Determining bacterial, parasite, and viral loads in tissue samples can be quite a challenge, especially due to the hazardous nature of the sample material and the risk of cross-contamination. The gentleMACS Tube is a closed system that reduces hazards of handling to the operator.

Sample preparation for residue analysis

Successful residue analysis experiments require complete homogenization of sample material. The gentleMACS M Tubes provide effective sample homogenization suitable for a variety of sensitive downstream applications such as mass spectrometry and HPLC analysis.

For a comprehensive list of the protocols, dissociation kits, datasheets, and manuals for the MACS® Sample Preparation portfolio visit:

► [miltenyibiotec.com/samplepreparation](https://www.miltenyibiotec.com/samplepreparation)

Benefits

Gentle: Receive viable single-cell suspensions with conserved epitopes for reliable downstream analysis

Reproducible: Automated and standardized tissue processing for user-independent results

Rapid: Faster and easier than conventional manual methods

Safe: Sample processing in a closed and sterile system



Figure 6: The gentleMACS Dissociators are the first step in the total MACS® Solution – a comprehensive workflow to support each phase of your research.

MACS® Solutions

From sample preparation to sophisticated analyses

MACS® Sample Preparation

The quality of your results strictly depends on the sample preparation. Miltenyi Biotec offers innovative instruments and reagents for fast and gentle tissue dissociation and homogenization.

► miltenyibiotec.com/samplepreparation



MACS Cell Separation

A large panel of MACS MicroBeads and Cell Isolation Kits is available for the isolation of any cell type. The cells can be separated manually or in an automated fashion. The autoMACS® Pro Separator has been designed for automated walk-away cell sorting of multiple samples.

► miltenyibiotec.com/cellseparation



MACS Flow Cytometry

Miltenyi Biotec provides a large panel of antibodies for a wide range of research. The innovative MACSQuant® Analyzer is an extremely compact, easy-to-use, multicolor benchtop flow cytometers. The instruments are fully automated and enable absolute cell count.

► miltenyibiotec.com/flowcytometry



MACS Cell Culture

The product portfolio for cell culture includes specially developed media, reagents for cell activation, and a multitude of cytokines and growth factors for many research applications.

► miltenyibiotec.com/cellculture



MACSmolecular

Miltenyi Biotec provides products for analytical protein isolation and detection, gene expression analysis, microRNA analysis, and microarray technologies and instrumentation.

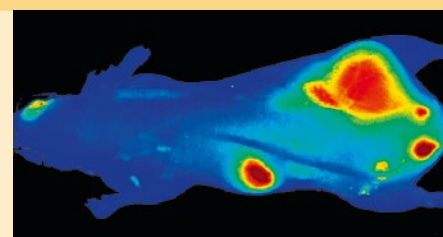
► miltenyibiotec.com/molecular



Viscover™ Imaging Agents

Be at the forefront of tumor monitoring with Viscover™ Imaging Agents. These represent the first and only integrated range of *in vivo* contrast agents for pre-clinical imaging in small animals. These unique agents use the modalities MRI, CT, optical imaging, and ultrasound.

► miltenyibiotec.com/viscover



For a comprehensive list of the protocols, dissociation kits, datasheets, and manuals for the MACS® Sample Preparation portfolio visit:

► miltenyibiotec.com/samplepreparation



Miltenyi Biotec

**Germany/Austria/
Switzerland**

Miltenyi Biotec GmbH
Friedrich-Ebert-Straße 68
51429 Bergisch Gladbach
Germany
Phone +49 2204 8306-0
Fax +49 2204 85197
macs@miltenyibiotec.de

USA/Canada

Miltenyi Biotec Inc.
2303 Lindbergh Street
Auburn, CA 95602, USA
Phone 800 FOR MACS
Phone +1 530 888 8871
Fax +1 877 591 1060
macs@miltenyibiotec.com

Australia

Miltenyi Biotec
Australia Pty. Ltd.
Unit 16A, 2 Eden Park Drive
Macquarie Park NSW 2113
Australia
Phone +61 2 8877 7400
Fax +61 2 9889 5044
macs@miltenyibiotec.com.au

Benelux

Miltenyi Biotec B.V.
Schipholweg 68 H
2316 XE Leiden
The Netherlands
macs@miltenyibiotec.nl

**Customer service
The Netherlands**

Phone 0800 4020120
Fax 0800 4020100

Customer service Belgium

Phone 0800 94016
Fax 0800 99626

Customer service Luxembourg

Phone 800 24971
Fax 800 24984

China

Miltenyi Biotec Technology &
Trading (Shanghai) Co., Ltd.
Room 2309
No. 319, Xianxia Road
Changning District
200051 Shanghai, P.R. China
Phone +86 21 62351005
Fax +86 21 62350953
macs@miltenyibiotec.com.cn

France

Miltenyi Biotec SAS
10 rue Mercœur
75011 Paris, France
Phone +33 1 56 98 16 16
Fax +33 1 56 98 16 17
macs@miltenyibiotec.fr

Italy

Miltenyi Biotec S.r.l.
Via Persicetana, 2/D
40012 Calderara di Reno (BO)
Italy
Phone +39 051 6 460 411
Fax +39 051 6 460 499
macs@miltenyibiotec.it

Japan

Miltenyi Biotec K.K.
Nittsu-Eitai Building 5F
16-10 Fuyuki, Koto-ku,
Tokyo 135-0041, Japan
Phone +81 3 5646 8910
Fax +81 3 5646 8911
macs@miltenyibiotec.jp

Nordics and Baltics

Miltenyi Biotec Norden AB
Scheelevägen 17
223 70 Lund
Sweden
macs@miltenyibiotec.se

Customer service Sweden

Phone 0200-111 800
Fax 046-280 72 99

Customer service Denmark

Phone 80 20 30 10
Fax +46 46 280 72 99

**Customer service
Norway, Finland, Iceland,
and Baltic countries**

Phone +46 46 280 72 80
Fax +46 46 280 72 99

Singapore

Miltenyi Biotec Asia Pacific Pte Ltd.
100 Beach Road
#28-06 to 28-08 Shaw Tower
Singapore 189702
Phone +65 6238 8183
Fax +65 6238 0302
macs@miltenyibiotec.com.sg

South Korea

Miltenyi Biotec Korea
Petra building
659 Yeoksam-dong
Gangnam-gu
Seoul, South Korea
Phone +82 2 555 1988
Fax +82 2 555 8890
macs@miltenyibiotec.co.kr

Spain

Miltenyi Biotec S.L.
C/Luis Buñuel 2
Ciudad de la Imagen
28223 Pozuelo de Alarcón (Madrid)
Spain
Phone +34 91 512 12 90
Fax +34 91 512 12 91
macs@miltenyibiotec.es

United Kingdom

Miltenyi Biotec Ltd.
Almac House, Church Lane
Bisley, Surrey GU24 9DR, UK
Phone +44 1483 799 800
Fax +44 1483 799 811
macs@miltenyibiotec.co.uk

www.miltenyibiotec.com

Miltenyi Biotec provides products and services worldwide. Visit www.miltenyibiotec.com/local to find your nearest Miltenyi Biotec contact.

Unless otherwise specifically indicated, Miltenyi Biotec products and services are for research use only and not for therapeutic or diagnostic use. autoMACS, gentleMACS, MACS, MACSQuant, and Viscover are either registered trademarks or trademarks of Miltenyi Biotec GmbH. Copyright © 2015 Miltenyi Biotec GmbH. All rights reserved.