



UNIVERSITY LIBRARIES

THE UNIVERSITY OF TOLEDO

How to Use EXAM MASTER Online

EXAM MASTER OnLine

What is EXAM MASTER OnLine?

- EXAM MASTER helping you prepare for board exams
- USMLE Review, Medical Specialty Board Review for students and residents
- Medical Specialty Board Review for physicians' certification or recertification

What You Can Do with EXAM MASTER

With EXAM MASTER OnLine You Can:

- Access a large medical question bank containing thousands of questions
- Take exams that simulate the actual board exam experience
- Quickly identify your strengths and weaknesses
- Customize the selection of your study material

1. Click on the start button.

The banner features the University of Toledo logo and name at the top. Below this, on the left, is the text 'Mulford Health Sciences Library'. To the right is an aerial photograph of the university campus. The main title 'EXAM MASTER OnLine™' is prominently displayed in blue, followed by 'USMLE and Medical Specialty Board Exams' in red. A quote reads: 'If you can do EXAM MASTER, you can do the boards.' Below the quote is the instruction 'BOOKMARK THIS PAGE ONLY ...to regain access later'. To the right of the quote is the text 'Registered Entry page'. A button labeled 'CLICK to start' is located at the bottom right of the banner, with a red arrow pointing to it from the right side of the image.

[First Time Registration](#)

[Frequently Asked Questions](#)


2. Please register for an account if you are a first-time user. Password will be sent to your e-mail account immediately. Log on to EXAM MASTER.

EXAM MASTER OnLine™

...the most advanced & complete web-based study & testing tool available

User Name:

Password:


 [Not Registered Yet?](#) | [Forgot Your Password/Login?](#)

MESSAGE...

Welcome to EXAM MASTER Online for 2009! Instructions for new visitors:

- Please select ***Not Registered Yet?***
- Fill in registration form with valid email address
- Password will be sent to you immediately
- Use **username** and **password** to access system
- Follow navigation buttons and on-screen help files to get started!
- For User Overviews and Demos: **Click Here**
- **Includes thousands of USMLE Step1, 2, and 3 questions, medical subject review and certification review questions.**

Brought to you by:



THE UNIVERSITY
OF TOLEDO

Mulford Health
Sciences Library

Advanced Medical
Board Preparation
System

3. Click on the button “New Exam” and choose “Exam by Topic”.

EXAM MASTER OnLine™

Create Exams
Choose the option that works best for you

New Exam
Active Exams
Scores & History
About
My Settings
HELP Index

Click to select

QuickStart Exams [About](#) **QuickStart Exams**

Exam by Topic [About](#) **Exam by Topic**

Word Search Exams [About](#) **Word Search Exams**

Outline Search [About](#) **Outline Search**

Access USMLE Courses

**New USMLE Step 1 Practice Exam Now Available:
Click the Courses button below.**

Click to Select

Courses [About](#) **Courses**

[About Exam Blocks](#)

Brought to you by:

UT
THE UNIVERSITY OF TOLEDO
Mulford Health Sciences Library
Advanced Medical Board Preparation System

4. Clicking on one of the available products takes you to a specific list of reviews.

EXAM MASTER OnLine™

New Exam
Active Exams
Scores & History
About
My Settings

Custom Exams

Select... *one of the available products below*

[USMLE](#)

[Certification Review Series](#)


[Medical Subject Review](#)

[PANCE](#)

[NAPLEX](#)

DENTAL
[Dental Subject Review for NBDE Part I](#)

Brought to you by:



THE UNIVERSITY
OF TOLEDO
Mulford Health
Sciences Library

To learn more on how to use EXAM MASTER OnLine, please visit any of the following online tutorials.

How to create exams:

<http://www.exammaster.com/flash/create-exams-demo.htm>

How to take tests and study

<http://www.exammaster.com/flash/test-study-demo.htm>

How to view score reports

<http://www.exammaster.com/flash/score-reports-demo.htm>