

## Charged-Particle Interactions in Matter

### Chapter 8

F.A. Attix, Introduction to Radiological Physics and Radiation Dosimetry

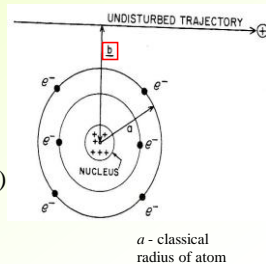
## Introduction

- Charged particles have surrounding Coulomb field
- Always interact with electrons or nuclei of atoms in matter
- In each interaction typically only a small amount of particle's kinetic energy is lost ("continuous slowing-down approximation" – CSDA)
- Typically undergo very large number of interactions, therefore can be roughly characterized by a common path length in a specific medium (range)

## Charged-particle interactions in matter

Impact parameter  $b$

- "Soft" collisions ( $b \gg a$ )
- Hard ("Knock-on" collisions ( $b \sim a$ ))
- Coulomb interactions with nuclear field ( $b \ll a$ )
- Nuclear interactions by heavy charged particles



## Types of charged-particle interactions in matter

- "Soft" collisions ( $b \gg a$ )
  - The influence of the particle's Coulomb force field affects the atom as a whole
  - Atom can be excited to a higher energy level, or ionized by ejection of a valence electron
  - Atom receives a small amount of energy ( $\sim eV$ )
  - The most probable type of interactions; accounts for about half of energy transferred to the medium

## Types of charged-particle interactions in matter

- Hard ("Knock-on" collisions ( $b \sim a$ ))
  - Interaction with a single atomic electron (treated as free), which gets ejected with a considerable kinetic energy
  - Interaction probability is different for different particles
  - Ejected  $\delta$ -ray dissipates energy along its track
  - Characteristic x-ray or Auger electron is also produced

## Types of charged -particle interactions in matter

- Coulomb interactions with nuclear field ( $b \ll a$ )
  - Most important for electrons
    - In *all but* 2-3% of cases electron is deflected through almost elastic scattering, losing almost no energy
    - In 2-3% of cases electron loses almost all of its energy through inelastic radiative (bremsstrahlung) interaction
  - Important for high Z materials, high energies (MeV)
- For antimatter only: in-flight annihilations
  - Two photons are produced

## Types of charged -particle interactions in matter

- Nuclear interactions by heavy charged particles
  - A heavy charged particle with kinetic energy  $\sim 100$  MeV and  $b < a$  may interact inelastically with the nucleus
  - One or more individual nucleons may be driven out of the nucleus in an *intranuclear cascade* process
  - The highly excited nucleus decays by emission of so-called *evaporation* particles (mostly nucleons of relatively low energy) and  $\gamma$ -rays
  - Dose may not be deposited locally, the effect is  $<1-2\%$

## Stopping Power

$$\left(\frac{dT}{dx}\right)_{Y,T,Z}$$

- The expectation value of the rate of energy loss per unit of path length  $x$ 
  - Charged particle of type Y
  - Having kinetic energy T
  - Traveling in a medium of atomic number Z
- Units: MeV/cm or J/m

## Mass Stopping Power

$$\left(\frac{dT}{\rho dx}\right)_{Y,T,Z}$$

- $\rho$  - density of the absorbing medium
- Units:  $\frac{\text{MeV} \times \text{cm}^2}{\text{g}}$  or  $\frac{\text{J} \times \text{m}^2}{\text{kg}}$
- May be subdivided into two terms:
  - collision - contributes to local energy deposition
  - radiative - energy is carried away by photons

## Mass Collision Stopping Power

- Only collision stopping power contributes to the energy deposition (dose to medium)
- Can be further subdivided into soft and hard collision contributions

$$\left(\frac{dT}{\rho dx}\right)_c = \left(\frac{dT_s}{\rho dx}\right)_c + \left(\frac{dT_h}{\rho dx}\right)_c$$

- Separately calculated for electrons and heavy particles

## Mass Collision Stopping Power

$$\left(\frac{dT}{\rho dx}\right)_c = \int_{T'_{\min}}^H T' Q_c^s dT' + \int_H^{T'_{\max}} T' Q_c^h dT'$$

1.  $T'$  is the energy transferred to the atom or electron
2.  $H$  is the somewhat arbitrary energy boundary between soft and hard collisions, in terms of  $T'$
3.  $T'_{\max}$  is the maximum energy that can be transferred in a head-on collision with an atomic electron (unbound)
  - For a heavy particle with kinetic energy  $<$  than its  $M_0 c^2$ 

$$T'_{\max} \approx 2m_e c^2 \left(\frac{\beta^2}{1-\beta^2}\right) = 1.022 \left(\frac{\beta^2}{1-\beta^2}\right) \text{MeV}, \beta = v/c$$
  - For positrons incident,  $T'_{\max} = T$  if annihilation does not occur
  - For electrons  $T'_{\max} \equiv T/2$

## Mass Collision Stopping Power

$$\left(\frac{dT}{\rho dx}\right)_c = \int_{T'_{\min}}^H T' Q_c^s dT' + \int_H^{T'_{\max}} T' Q_c^h dT'$$

4.  $T'_{\max}$  is related to  $T'_{\min}$  by

$$\frac{T'_{\max}}{T'_{\min}} \approx \left(\frac{2m_0 c^2 \beta^2}{I}\right)^2 = \left(\frac{(1.022 \times 10^6 \text{ eV}) \beta^2}{I}\right)^2$$

where  $I$  is the *mean excitation potential* of the atom

5.  $Q_c^s$  and  $Q_c^h$  are the respective differential mass collision coefficients for soft and hard collisions, typically in units of  $\text{cm}^2/\text{g MeV}$  or  $\text{m}^2/\text{kg J}$

### Soft-Collision Term

$$\left(\frac{dT_s}{\rho dx}\right)_c = \frac{2Cm_0c^2z^2}{\beta^2} \left[ \ln\left(\frac{2m_0c^2\beta^2H}{I^2(1-\beta^2)}\right) - \beta^2 \right]$$

here  $C \equiv \pi(N_A Z/A)r_0^2 = 0.150Z/A \text{ cm}^2/\text{g}$ ; in which  $N_A Z/A$  is the number of electrons per gram of the stopping medium, and  $r_0 = e^2/m_0c^2 = 2.818 \times 10^{-13} \text{ cm}$  is the classical electron radius

- For either electrons or heavy particles (z- elem. charges)
- Based on Born approximation: particle velocity is much greater than that of the atomic electrons ( $v = \beta c \gg u$ )
- Verified with cyclotron-accelerated protons

### Soft-Collision Term

- The mean excitation potential  $I$  is the geometric-mean value of all the ionization and excitation potentials of an atom of the absorbing medium
- In general  $I$  for elements cannot be calculated
- Must instead be derived from stopping-power or range measurements
  - Experiments with cyclotron-accelerated protons, due to their availability with high  $\beta$ -values and the relatively small effect of scattering as they pass through layers of material
- Appendices B.1 and B.2 list some  $I$ -values

### Hard-Collision Term

- The form of the hard-collision term depends on whether the charged particle is an electron, positron, or heavy particle
- For heavy particles, having masses much greater than that of an electron, and assuming that  $H \ll T'_{\text{max}}$ , the hard-collision term may be written as

$$\left(\frac{dT_h}{\rho dx}\right)_c = k \left[ \ln\left(\frac{T'_{\text{max}}}{H}\right) - \beta^2 \right]$$

### Mass Collision Stopping Power for Heavy Particles

$$\left(\frac{dT}{\rho dx}\right)_c = 0.3071 \frac{Zz^2}{A\beta^2} \left[ 13.8373 + \ln\left(\frac{\beta^2}{1-\beta^2}\right) - \beta^2 - \ln I \right]$$

- Combines both soft and hard collision contributions
- Depends on  $Z$  - stopping medium,  $z$  - particle charge, particle velocity through  $\beta=v/c$  (not valid for very low  $\beta$ )
- The term  $-\ln I$  provides even stronger variation with  $Z$  (the combined effect results in  $(dT/\rho dx)_c$  for Pb less than that for C by  $\approx 40$ -60 % within the  $\beta$ -range 0.85-0.1)
- No dependence on particle mass

### Mass Collision Stopping Power for Heavy Particles

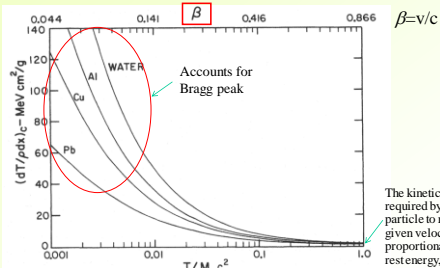


FIGURE B.2. Mass collision stopping power  $(dT/dx)_c$ , for singly charged heavy particles, as a function of  $\beta$  (upper scale) or of their kinetic energy  $T$  normalized by the rest mass  $M_0c^2$ . For protons  $T/M_0c^2 = 1$  at  $T = 938 \text{ MeV}$ . For particles with  $z$  charges, multiply ordinate by  $z^2$ . From data of Michael (1968).

### Shell Correction

- When the velocity of the passing particle ceases to be much greater than that of the atomic electrons in the stopping medium, the mass-collision stopping power is over-estimated
- Since  $K$ -shell electrons have the highest velocities, they are the first to be affected by insufficient particle velocity, the slower  $L$ -shell electrons are next, and so on
- The so-called “shell correction” is intended to account for the resulting error in the stopping-power equation
- The correction term  $C/Z$  is the same for all charged particles of the same  $\beta$ , and is a function of the medium

## Mass Collision Stopping Power for Electrons and Positrons

$$\left(\frac{dT}{\rho dx}\right)_c = k \left[ \ln \left( \frac{\tau^2(\tau+2)}{2(I/m_0c^2)^2} \right) + F^\pm(\tau) - \delta - \frac{2C}{Z} \right]$$

$$\tau \equiv T/m_0c^2$$

- Combines both soft and hard collision contributions
- $F(\tau)$  term – depends on  $\beta$  and  $\tau$
- Includes two corrections:
  - shell correction  $2C/Z$
  - correction for polarization effect  $\delta$

## Polarization Effect

- Atoms near the particle track get polarized, decreasing the Coulomb force field and corresponding interaction
- Introduce density-effect correction influencing soft collisions
- The correction term,  $\delta$ , is a function of the composition and density of the stopping medium, and of the parameter

$$\chi \equiv \log_{10}(p/m_0c) = \log_{10}(\beta/\sqrt{1-\beta^2})$$

for the particle, in which  $p$  is its relativistic momentum  $mv$ , and  $m_0$  is its rest mass

- Mass collision stopping power decreases in condensed media
- Relevant in measurements with ion chambers at energies  $> 2$  MeV

## Polarization Effect

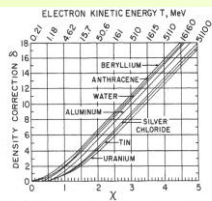


FIGURE 8.4. Density-effect correction  $\delta$  as a function of  $\chi$  and electron kinetic energy  $T$ . After Sternheimer (1952). Reproduced with permission from R. M. Sternheimer and the American Physical Society.

TABLE 8.2. Polarization Effect for Electrons

$T$ (MeV)	Effect (%)		
	C	Cu	Au
0.1	0	0	0
1.0	3	1.5	0.7
5	9	7	5
10	12	10	8
50	20	18	15

\*Decrease in mass collision stopping power for condensed media vs. gases.

Appendix E contains tables of electron stopping powers, ranges, radiation yields, and density-effect corrections  $\delta$

- $\delta$  increases almost linearly as a function of  $\chi$  above  $\chi \approx 1$  for a variety of condensed media
- It is somewhat larger for low-Z than for high-Z media

## Polarization Effect

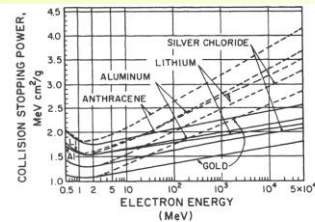


FIGURE 8.5. Mass collision stopping power (for electrons) in anthracene, Al, Li, AgCl, and Au, with (solid curves) and without (dashed curves) correction for polarization effect. After Sternheimer (1952). Reproduced with permission from R. M. Sternheimer and the American Physical Society.

The steep rise in collision stopping power for  $\beta < m_0c^2$  is not shown, but the minimum at  $\approx 3 m_0c^2$  is evident, as is the continuing rise at still higher energy

## Mass Radiative Stopping Power

- Only electrons and positrons are light enough to generate significant bremsstrahlung ( $1/m^2$  dependence for particles of equal velocities)
- The rate of bremsstrahlung production by electrons or positrons is expressed by the *mass radiative stopping power* (in units of  $\text{MeV cm}^2/\text{g}$ )

$$\left(\frac{dT}{\rho dx}\right)_r = \sigma_0 \frac{N_A Z^2}{A} (T + m_0c^2) \bar{B}_r$$

here the constant  $\sigma_0 = 1/137(e^2/m_0c^2)^2 = 5.80 \times 10^{-28} \text{ cm}^2/\text{atom}$ ,  $T$  is the particle kinetic energy in MeV, and  $\bar{B}_r$  is a slowly varying function of  $Z$  and  $T$

## Mass Radiative Stopping Power

- The mass radiative stopping power is proportional to  $N_A Z^2/A$ , while the mass collision stopping power is proportional to  $N_A Z/A$ , the electron density
- Ratio of radiative to collision stopping power

$$\frac{(dT/\rho dx)_r}{(dT/\rho dx)_c} \approx \frac{TZ}{n}$$

$T$  – kinetic energy,  $Z$  – atomic number,  $n \sim 700$  or  $800$  MeV

## Mass Stopping Powers vs. Energy and Z

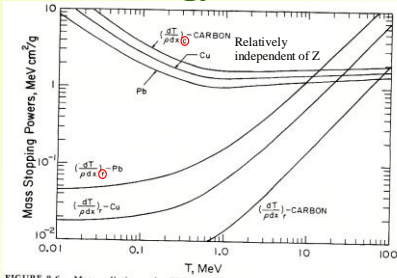


FIGURE 8.6. Mass radiative and collision stopping powers for electrons (and approximately for positrons) in C, Cu, and Pb. (From data of Huber, 1968.)

## Restricted Stopping Power

- Energy cutoff allows to account for escaping delta-rays
- Linear Energy Transfer

$$L_{\Delta} (\text{keV}/\mu\text{m}) = \frac{\rho}{10} \left[ \left( \frac{dT}{\rho dx} \right)_{\Delta} (\text{MeV cm}^2/\text{g}) \right] \quad (8.21c)$$

Linear energy transfer is of greatest relevance in radiobiology and microdosimetry. If the cutoff energy  $\Delta$  is increased to equal  $T_{\text{max}}$  [772 for electrons, T for positrons, and Eq. (8.4) for heavy particles], then

$$\left( \frac{dT}{\rho dx} \right)_{\Delta} = \left( \frac{dT}{\rho dx} \right)_{\infty} \quad (8.21d)$$

and

$$L_{\Delta} = L_{\infty} \quad (8.21e)$$

## Radiation Yield

- The radiation yield  $Y(T_0)$  of a charged particle of initial kinetic energy  $T_0$  is the total fraction of that energy that is emitted as electromagnetic radiation while the particle slows and comes to rest
- For heavy particles  $Y(T_0) \approx 0$
- For electrons the production of bremsstrahlung x-rays in radiative collisions is the only significant contributor to  $Y(T_0)$
- For positrons, in-flight annihilation would be a second significant component, but this has typically been omitted in calculating  $Y(T_0)$

## Range

- The range  $\mathfrak{R}$  of a charged particle of a given type and energy in a given medium is the expectation value of the pathlength  $p$  that it follows until it comes to rest (discounting thermal motion)
- The projected range  $\langle \Delta \rangle$  of a charged particle of a given type and initial energy in a given medium is the expectation value of the farthest depth of penetration  $t_f$  of the particle in its initial direction
- Both are non-stochastic quantities

## Range

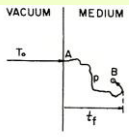


FIGURE 8.7. Illustrating the concepts of pathlength  $p$  and farthest depth of penetration,  $t_f$ , for an individual electron.  $p$  is the total distance along the path from the point of entry A to the stopping point B. Note that  $t_f$  is not necessarily the depth of the terminal point B.

$$\mathfrak{R}_{\text{CSDA}} \equiv \int_0^{T_0} \left( \frac{dT}{\rho dx} \right)^{-1} dT \quad (8.22)$$

- $T_0$  – starting energy of the particle
- Units: g/cm²
- Appendix E

## CSDA Range: Protons

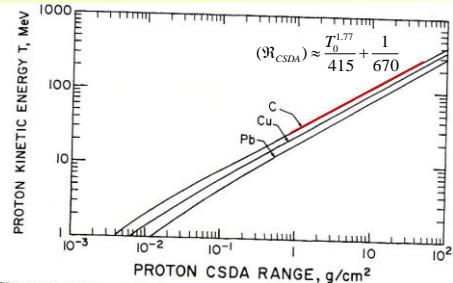


FIGURE 8.8. CSDA range (abscissa) vs. proton kinetic energy (ordinate) for C (graphite), Cu, and Pb. (From data of Bichsel, 1968.)

Greater for higher Z due to decrease in stopping power

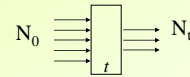
## CSDA Range: Other Heavy Particles

For particles with the same velocity  $T = M_0 \beta^2 \left[ \frac{1}{\sqrt{1-\beta^2}} - 1 \right]$

- Kinetic energy of a particle  $\sim$  to its rest mass
- Stopping power for singly charged particle is independent of mass
- Consequently, the range is  $\sim$  to its rest mass
- Can calculate the range for a heavy particle based on CSDA range values for protons at energy  $T_0^p = T_0 M_0^p / M_0$

$$\mathfrak{R}_{CSDA} = \frac{\mathfrak{R}_{CSDA}^p M_0}{M_0^p z^2}$$

## Projected Range



- Count the number of particles that penetrate a slab of increasing thickness
- $N_0$  number of incident mono-energetic particles in a beam perpendicular to the slab

$$\langle t \rangle = \frac{\int_0^\infty t \cdot t_f(t) dt}{\int_0^\infty t_f(t) dt} = \frac{\int_0^\infty t \frac{dN(t)}{dt} dt}{\int_0^\infty \frac{dN(t)}{dt} dt} = -\frac{1}{N_0} \int_0^\infty t \cdot t_f(t) dt \quad (8.25)$$

## Projected Range

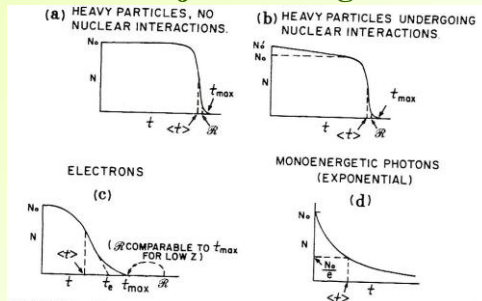


FIGURE 8.9. Numbers of monoenergetic charged particles or photons penetrating through a slab thickness  $t$  of absorbing medium. Scattered photons are assumed to be ignored in  $d_t(t)$  is the projected range,  $t_e$  is the extrapolated penetration depth,  $t_{max}$  is the maximum penetration depth, and  $R$  is the range ( $\equiv R_{CSDA}$ ).

## Electron Range

- Electrons typically undergo multiple scatterings
- Range straggling and energy straggling due to stochastic variations in rates of energy loss
- Makes range less useful characteristic, except for low-Z materials, where range is comparable to max penetration depth  $t_{max}$
- For high-Z range increases,  $t$  is almost independent

## Electron Range

TABLE 8.4. Comparison of Maximum Penetration Depth  $t_{max}$  with CSDA Range<sup>a</sup> for Electrons of Energy  $T_e$ .

$T_e$ (MeV)	Z	$t_{max}$ (mg/cm <sup>2</sup> )	$\mathfrak{R}_{CSDA}$ (mg/cm <sup>2</sup> )	$t_{max}/\mathfrak{R}_{CSDA}$
.05	13 (Al)	5.05	5.71	.88
.10	13 (Al)	15.44	18.64	.83
.15	13 (Al)	31.0	36.4	.85
.05	29 (Cu)	5.42	6.90	.79
.10	29 (Cu)	17.1	22.1	.77
.15	29 (Cu)	34.0	42.8	.79
.05	47 (Ag)	5.04	7.99	.63
.10	47 (Ag)	15.6	25.2	.62
.15	47 (Ag)	30.2	48.4	.62
.05	79 (Au)	4.73	9.88	.48
.10	79 (Au)	14.3	30.3	.47
.15	79 (Au)	27.6	57.5	.48

<sup>a</sup>After Bichsel (1968), based on experimental results of Gubernator and Flammersfeld, and CSDA ranges of Berger and Seltzer (1964). Reproduced with permission from H. Bichsel and Academic Press, Inc.

## Calculation of Absorbed Dose

Parallel beam of charged particles of kinetic energy  $T_0$  perpendicularly incident on a foil Z

Assumptions:

- Collision stopping power is constant and depends on  $T_0$
- Scattering is negligible
- Effect of delta rays is negligible

### Calculation of Absorbed Dose

Energy lost in collision interactions (energy imparted)

$$E = \Phi \left( \frac{dT}{\rho dx} \right)_e \rho t \left( \frac{\text{MeV}}{\text{cm}^2} \right) \quad (8.26)$$

Absorbed dose

$$D = \frac{\Phi (dt/\rho dx)_e \rho t}{\rho t} = \Phi \left( \frac{dT}{\rho dx} \right)_e \quad (\text{MeV/g})$$

$$= 1.602 \times 10^{-10} \Phi \left( \frac{dT}{\rho dx} \right)_e \text{ Gy} \quad (8.27)$$

mass per unit area of foil

Dose in the foil is independent of its thickness

### Dose from Heavy Particles

Based on range can find the residual kinetic energy of exiting particle

$$\Delta T = T_0 - T_{ex}$$

$$E = \Phi \Delta T$$

$$D = 1.602 \times 10^{-10} \frac{\Phi \Delta T \cos \theta}{\rho t}$$

If beam is not perpendicular – accounts for angle  
Dose in Gray

### Dose from Electrons

- Need to account for path lengthening due to scatter
- Need to account for bremsstrahlung production, consider radiation yield
- Energy spent in collisions:

$$\Delta T = (T_0 - T_{ex})_c$$

- Average dose:

$$\bar{D} = 1.602 \times 10^{-10} \frac{\Phi \Delta T_c}{\rho t}$$

### Electron Backscattering

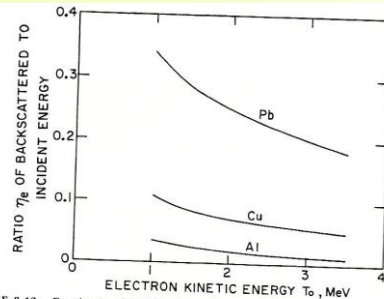


FIGURE 8.12. Fraction \$\eta\_b\$ of incident energy flux carried away by backscattered electrons. Primary electrons are perpendicularly incident, with individual kinetic energy \$T\_0\$, on infinitely thick (\$> t\_{max}/2\$) layers of the indicated scattering materials. After Wright and Trump (1962).

### The Bragg Curve

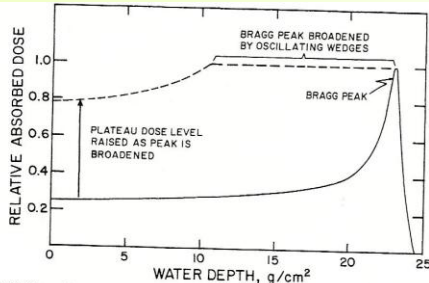
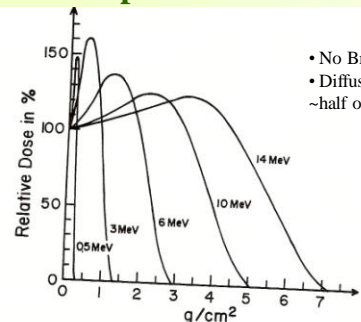


FIGURE 8.13a. Dose vs. depth for 187-MeV protons in water, showing Bragg peak. The dashed curve demonstrates the effect of passing the beam through optimally designed, variable-thickness absorbers such as oscillating wedges. (After Karlsson, 1964. Reproduced with permission from Strahlentherapie.)

### Dose vs. Depth for Electron Beams



- No Bragg peak
- Diffused peak at ~half of \$t\_{max}\$

FIGURE 8.14a. Dose vs. depth in water for broad electron beams of the indicated incident energies. (After Holm, 1969. Reproduced with permission of N. W. Holm and Academic Press.)

## Calculation of Absorbed Dose at Depth

$$D_w = 1.602 \times 10^{-10} \int_0^{T_{\max}} \Phi_x(T) \left( \frac{dT}{\rho dx} \right)_{e,w} dT \quad (8.39)$$

- At any point  $P$  at depth  $x$  in a medium  $w$  for know fluence spectrum
- For  $x$  below particle range

$$D_x = 1.602 \times 10^{-10} \Phi_0 \left( \frac{dT}{\rho dx} \right)_{e,w} \quad (8.40)$$

## Summary

- Types of charged particle interactions
- Stopping power
- Range
- Calculation of absorbed dose