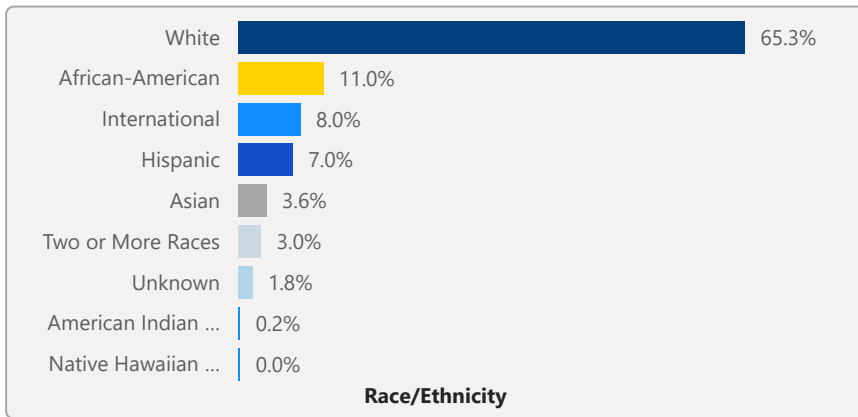
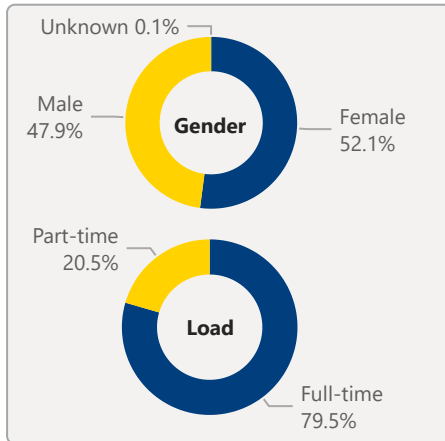


STUDENT ENROLLMENT FALL 2024

TOTAL: 14,440

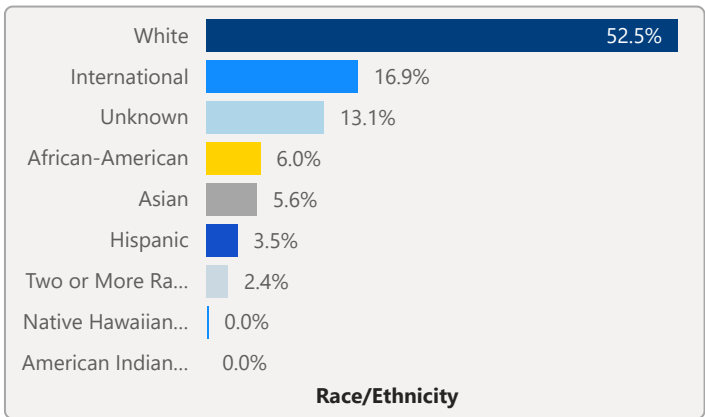
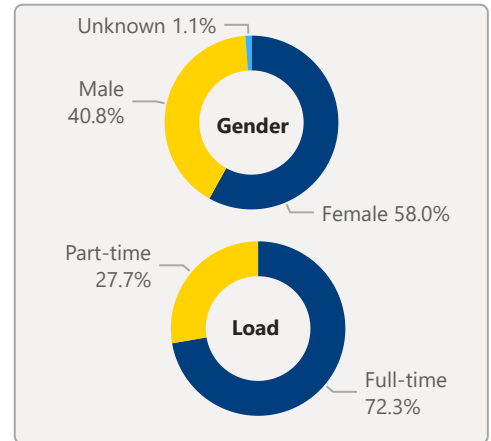
UNDERGRADUATE

11,036 Headcount	9,526 FTE
77.3% Retention Rate ¹	57.9% Graduation Rate ²
23.6 Average ACT ³	21.8 Average Age ⁴



GRADUATE

3,404 Headcount
2,775 FTE



ACADEMIC PROGRAMS 2023-24

- 84 Certificate Programs
- 95 Associate's & Bachelor's Programs
- 73 Master's & Specialist Programs
- 34 Doctoral & First-Professional Programs

DEGREES AWARDED 2023-24

DEGREE	TOTAL
Baccalaureate Degree	2,374
Masters Degree	754
Doctoral Degree - Professional	437
Doctoral Degree - Research	120
Associate Degree	102
Post-Bachelor Certificate	79
Post Second. Cert/Diploma	58
Post-Masters Certificate	12
Doctoral Degree - Other	2
Total	3,938

EMPLOYEE HEADCOUNT FALL 2024

TOTAL: 5,627 ⁵

GENDER	FACULTY		GA		STAFF	
	Count	Percent	Count	Percent	Count	Percent
Female	581	46.3%	250	49.0%	2,617	67.8%
Male	674	53.7%	260	51.0%	1,245	32.2%
Total	1,255	100.0%	510	100.0%	3,862	100.0%

RACE/ETHNICITY	FACULTY		GA		STAFF	
	Count	Percent	Count	Percent	Count	Percent
African-American	57	4.5%	8	1.6%	523	13.5%
American Indian or Alaskan Native	4	0.3%			11	0.3%
Asian	178	14.2%	19	3.7%	155	4.0%
Hispanic	37	2.9%	13	2.5%	187	4.8%
International	68	5.4%	269	52.7%	130	3.4%
Native Hawaiian or Other Pacific Islander	1	0.1%	1	0.2%	3	0.1%
Two or More Races	6	0.5%	5	1.0%	71	1.8%
Unknown			17	3.3%		
White	904	72.0%	178	34.9%	2,782	72.0%
Total	1,255	100.0%	510	100.0%	3,862	100.0%

FINANCE FACTS 2023-24

Total Assets: **\$1,174.3**
 Change in Net Position: **\$23.1**
 University Endowment (both UT and UT Foundation): **\$625.1**
(All numbers are in millions)

UT QUICK FACTS

UT was founded in 1872
 UT is a public, doctoral research university
 Nickname: The UT Rockets
 Number of Living Alumni: **173,577**
 President: Matthew J. Schroeder

1. First-year retention rate of first-time, full-time, Baccalaureate degree-seeking undergraduate students enrolled in previous Fall semester of 2023.
2. 6-year graduation rate of first-time, full-time, Baccalaureate degree-seeking undergraduate students enrolled in Fall 2018.
3. Average ACT composite score of all first-time undergraduate students enrolled in Fall 2024.
4. Average age of all undergraduate students enrolled in Fall 2024.
5. Staff includes hospital employees. Administrative GAs are excluded.