



Board of Trustees

FINANCE AND AUDIT COMMITTEE MEETING

June 18, 2018 - 1:15 p.m. - Driscoll Alumni Center, Schmakel Room

Joseph H. Zerbey, IV - Chair, Mary Ellen Pisanelli - Vice Chair

Pat D'Eramo, Will Lucas - Trustee Members

Brenda Lee - Foundation Representative

Margaret Hopkins - Faculty Representative

William Horst - Community Member



Finance and Audit Committee Meeting - June 18, 2018

Agenda

1:15 p.m.

1. Call to Order

2. Discussion Items

a) Clifton, Larson, Allen FY2018 Financial Audit Statement

- CLA Audit Governance Letter

b) Internal Audit and Compliance Update

c) FY 2018 Third Quarter Financial Report

3. Action Items

a) Finance and Audit Committee Meeting Minutes of April 16, 2018

b) Resolution No. 18-06-18: "Self-Administration of State-Funded Construction Projects"

Presentation for c)

c) Resolution No. 18-06-19: "Fiscal Year 2019 Operating Budget"

d) Resolution No. 18-06-21: "Approval of Large Purchases for Period April 1, 2018 through June 1, 2018"

4. Information Items

a) Performance and Asset Allocation Reports for Period Ending April 30, 2018

b) Summary of Executed Contracts

5. Executive Session, if needed

6. Other Business

7. Adjournment

Minutes
The University of Toledo Board of Trustees
Finance and Audit Committee Meeting
April 16, 2018

Committee Chair Mr. Joseph H. Zerbey, IV was present with Committee members Mr. Pat D’Eramo, Mr. Will Lucas, and Ms. Mary Ellen Pisanelli. Other Trustees who attended the meeting were Mr. Alfred A. Baker, Ms. Christine E. Brennan, Mr. Steven M. Cavanaugh, Mr. Jeffrey C. Cole, Mr. Patrick J. Kenney, Ms. Sharon Speyer, as well as Student Trustee Mr. Lucas D. Zastrow. Faculty Representative Dr. Margaret Hopkins, UT Foundation President Ms. Brenda Lee, and Community member Mr. William Horst were all present. Other attendees included Mr. Javonte Anderson, Mr. Daniel Barbee, Ms. Sherri Boyle, Dr. Frank Calzonetti, Ms. Stacey Clink, Dr. Christopher Cooper, Ms. Meghan Cunningham, Mr. David Cutri, Ms. Wendy Fraley-Davis, Dr. Sharon Gaber, Mr. James Gee, Mr. Rick Gerasimiak, Mr. Michael Harders, Dr. Andrew Hsu, Ms. Mary Humphrys, Mr. Charles Jake, Mr. Lawrence Kelley, Ms. Jean Lovejoy, Mr. William McCreary, Ms. Mary Morrison, Ms. Kimberly Nigem, Ms. Savannah Nine, Mr. Michael O’Brien, Mr. Peter Papadimos, Mr. Bryan Pyles, Mr. Matthew Schroeder, Ms. Joan Stasa, Dr. Amy Thompson, Mr. Jason Toth, Dr. Donald Wedding, and Mr. Kevin West.

ATTENDANCE

The meeting was called to order at 2:45 p.m. by Trustee Zerbey in the Driscoll Alumni Center Schmakel room. Ms. Joan Stasa, Secretary to the Board, recorded the minutes.

CALL TO ORDER

Trustee Zerbey requested a motion to waive the reading of the minutes from the February 19 Finance and Audit Committee meeting and accept them as written. A motion was received from Trustee Pisanelli, seconded by Trustee D’Eramo, and approved by the Committee.

APPROVAL OF MINUTES

Trustee Zerbey recused himself and left the meeting room. Committee Vice Chair, Ms. Pisanelli presided over the meeting when Mr. William McCreary, VP CIO/CTO, presented Resolution No. 18-04-06: “University Telecommunications System Replacement.” Mr. McCreary discussed the status and facts of the current >30 year old telecommunication system. System replacement options were presented, which included a proposal for a Cisco voice over IP system. Mr. McCreary displayed and explained a chart showing financial analysis of keeping the current system or implementing the Cisco system.

RESOLUTION NO. 18-04-06

Mr. Larry Kelley, EVP Finance and Administration/CFO, reiterated that the current system is increasing in cost, decreasing in reliability, and lags functionality available in current technology. Proposals were gathered and market review was conducted by IUC, and supported by IUC staff, resulting in

identifying the Cisco System as the best choice for function, performance, reliability and cost. The budget plan in place will not cause any increases in funding and includes special arrangements from Cisco for a 0% interest payment plan over seven years. Total cost of the full implemented system is not more than \$10.6 million. Proposals were sought by UT to assess the IUC results and address the options in the project. Mr. Kelley thanked Mr. McCreary for all his work in getting this agreement in place and to Jen Pastorek and her Procurement staff for keeping the project moving. After discussion, Ms. Pisanelli requested a motion for approval of Resolution 18-04-06 and to forward it to the Consent Agenda at the next Board meeting. A motion for approval and forwarding was received by Trustee D'Eramo, seconded by Trustee Lucas, and approved by the Committee. Mr. Zerbey then returned to the meeting room.

Mr. Larry Kelley presented Resolution No. 18-04-07: "Expansion and Reconfiguration of Clinical Space in the Glendale Medical East Building" to the Committee. He stated that The University of Toledo owns the Glendale Medical East facility and that UTMC plans to consolidate clinical services in support of the expanded primary care and family care medical program. The Glendale location will provide improved access and an efficient, patient-friendly clinical space, including a new pharmacy location for the convenience of the patients. Total project costs are estimated at \$4.5 million. Funding for UTMC capital needs, \$3.2 million, received Board approval in 2015 and, along with capital in the UTMC current operating budget, will fund this project. Mr. Zerbey requested a motion for approval of Resolution 18-04-07 and to forward it to the Consent Agenda at the next Board meeting. A motion was received from Trustee Lucas, seconded by Trustee Pisanelli, and approved by the Committee.

Mr. Kelley presented Resolution No. 18-04-08: "University Collaboration for Transportation Services" to the Committee. Mr. Kelley explained that bus service to help students get around and between campuses is currently operated by UT and the cost of the service is approximately \$1 million annually. Student leadership requested that bus service be expanded to include more trips to and from downtown and other shopping areas, as well as entertainment venues. Discussions ensued with TARTA about their operation of the bus service. TARTA is interested and will maintain our current bus schedules and stops, as well as expand the opportunities to include all of TARTA's routes and stops—at no additional charge to the University or the student riders. Further, faculty and staff will be able to ride the buses at no cost per ride. We propose to enter a ten-year agreement with TARTA at our current operating cost for each of the first three years and inflationary adjustments following that time. Mr. Jim Gee, CEO and General Manager of TARTA, and Ms. Stacey Clink, TARTA Comptroller, both UT graduates, have been very responsive and thoughtful in our discussions.

**RESOLUTION
NO. 18-04-07**

**RESOLUTION
NO. 18-04-08**

Bonnie Murphy from our staff has done a great job in coordinating these proposed changes. We recommend approval of this new partnership and payments to TARTA with service to begin mid-June 2018. Mr. Zerbey requested a motion for approval of Resolution 18-04-08 and to forward it to the Consent Agenda at the next Board meeting. A motion was received from Trustee D'Eramo, seconded by Trustee Pisanelli, and approved by the Committee.

Mr. Kelley presented Resolution No. 18-04-09: "Intergovernmental Transfer Memorandum of Understanding Between The Ohio Department of Medicaid and The University of Toledo." The operation of Medicaid includes provisions for the transfer of funding to the state resulting in the state leveraging that funding to increase Medicaid services for Ohioans. This is a common practice for public academic medical centers. This resolution authorizes us to negotiate for the intergovernmental payments and approval is recommended. Trustee Zerbey requested a motion for approval of Resolution 18-04-09 and to forward it to the Consent Agenda at the next Board meeting. A motion was received from Trustee Lucas, seconded by Trustee Pisanelli, and approved by the Committee.

Mr. Michael Harders, VP Advancement, stated that a major initiative for the College of Engineering is developing a maker space to be the center of self-initiated design and innovation for all on UT's campus while supporting the numerous design courses and student groups. By supporting and fostering the demand for creative, self-initiated learning on campus, we create environments for students to make their ideas a reality by providing resources for designing, prototyping, and sharing ideas through workshops, vendor networks, experienced guidance, and access to cutting-edge machines. Developing these skills sets not only enhances the educational experience for students, but also prepares them for a dynamic work environment regardless of discipline.

Paul Hotmer '55 '61 enthusiastically agrees with this vision and has agreed to contribute \$250,000 for the creation of a maker space and an endowment to provide ongoing support for the operation of the space. The maker space will be comprised of two adjacent spaces, North Engineering Room 1230 and part of the empty space between it and the high bay, creating approximately 3,000 square feet of workspace for students to build, create and innovate and for "pop up" classes taught by university faculty and staff related to design, rapid prototyping and machine use. UT students, regardless of major, will have access to a variety of equipment including hand tools, CNC machines, 3D printers, and welders among other equipment. Brenda Lee, UT Foundation President, has confirmed that the Foundation is in receipt of the funds and gift commitments necessary to support the naming of the space. Trustee Zerbey requested a motion for approval of the Hotmer Family Maker Space and to forward it to the Consent Agenda at the next Board meeting. A motion was received from Trustee D'Eramo, seconded by Trustee Pisanelli, and approved by the Committee.

**RESOLUTION
NO. 18-04-09**

**NAMING
OPPORTUNITY**

In an effort to keep the Board of Trustees informed about capital projects, Mr. Kelley requested that Mr. Jason Toth, AVP Facilities, advise the Committee what the state has agreed to provide in biennial capital funding. Mr. Toth reviewed the guidelines with the Committee about the two-year capital request and stated that this is an opportunity for agencies to review needs and request funding for essential projects. Funding requests are guided by Strategic Plans, Master Plans, and the Governor’s Guiding Principles. Mr. Toth displayed and reviewed the list of the Governor’s Guiding Principles, as well as the capital request timeline. A list of 13 UT projects that the state has agreed to fund totaling \$21,023,073 was also reviewed with the Committee.

There was no need for an Executive Session.

The Committee members received information on investment performance and received copies of the UT and UT Foundation Composite Performance Review Report and the UT Foundation Asset Allocation Report for the period ending February 28, 2018.

A summary report of four recently executed contracts, greater than \$500,000, was also provided to the Committee.

With no further business before the Committee, Trustee Zerbey adjourned the meeting at 3:20 p.m.

**FY19 AND FY20
STATE BIENNIUM
CAPITAL
BUDGET**

**EXECUTIVE
SESSION**

**INFORMATION
ATTACHMENTS**

ADJOURNMENT

THE UNIVERSITY OF TOLEDO BOARD OF TRUSTEES

RESOLUTION NO. 18-06-18

SELF-ADMINISTRATION OF STATE-FUNDED CONSTRUCTION PROJECTS

- WHEREAS, The University of Toledo must apply for self-administration certification annually; and
- WHEREAS, The University of Toledo desires to self-administer state-funded capital construction projects in accordance with ORC 3345.50, which will result in financial savings and the local oversight of projects; and
- WHEREAS, The University of Toledo has qualified individuals capable of obtaining the certification in performing said self-administration and is to conduct biennial audits of The University of Toledo's administration of capital facilities projects in accordance with ORC 3345.50(C).

NOW, THEREFORE, BE IT RESOLVED,

that the Board of Trustees endorses the University's self-administration of state-funded projects, directs the Administration to select employees to participate in the certification program as necessary from time to time and to conduct biennial audits of The University of Toledo's administration of capital facilities projects in accordance with ORC 3345.50(C); and

BE IT FURTHER RESOLVED,

that the Board of Trustees intends to comply with ORC 153.13 and the guidelines established pursuant to Section 153.16 and all the laws that govern the selection of consultants, preparation, and approval of contract documents, receipt of bids, and award of contracts with respect to self-administered state funded capital construction projects; and

BE IT FINALLY RESOLVED,

that The University of Toledo will indemnify and hold harmless the State and the Department of Higher Education for any claim of injury, loss, or damage that result from the University's administration of a capital facilities project.

THE UNIVERSITY OF TOLEDO BOARD OF TRUSTEES

RESOLUTION NO. 18-06-19

FISCAL YEAR 2019 OPERATING BUDGET

- WHEREAS, The University of Toledo is committed to providing high-quality, affordable education, patient care and support services; and
- WHEREAS, a budget showing an estimate for annual unrestricted operating revenue and expenses is developed each fiscal year for the General Operating Fund, the Auxiliary Operations and The University of Toledo Medical Center (UTMC); and
- WHEREAS, Auxiliary Operations and UTMC are funded from fees for services provided; and
- WHEREAS, Unrestricted General Fund operating costs of public universities in Ohio are funded primarily in a partnership between the State and the students; and
- WHEREAS, The University of Toledo has held undergraduate tuition without increases in six of the last ten years; and
- WHEREAS, fiscal year 2019 will be the fourth year in a row in which undergraduate tuition for continuing students at The University of Toledo has not been increased; and
- WHEREAS, the undergraduate entering class in fall 2018 will have a guarantee of no tuition increase for four years; and
- WHEREAS, funding from the State is not expected to increase for fiscal year 2019; and
- WHEREAS, operating costs for The University of Toledo have been reviewed and efficiencies have been, and will continue to be, implemented; and
- WHEREAS, University faculty and staff are essential in providing the path to student success; and
- WHEREAS, attracting and retaining quality faculty and staff, as well as general inflation, results in increased operating costs; and
- WHEREAS, The University of Toledo has the lowest per credit hour undergraduate tuition and fees of any Ohio research university and the third lowest of any major public university in Ohio; and

WHEREAS, the value of a University of Toledo degree greatly affects a graduate's social and income mobility; and

WHEREAS, tuition for graduate programs and out-of-state pricing have been reviewed and a minimum increase of two percent increase is proposed for graduate programs; and

WHEREAS, the attached proposed Fiscal Year 2019 Operating Budget includes revenue from the proposed tuition and fee changes as shown on the schedule of tuition and fees.

NOW, THEREFORE, BE IT RESOLVED,

that the Board of Trustees hereby approves the 2018-19 annual operating budget including the tuition and fees as shown on the attached schedule.

The University of Toledo
FY 19 Proposed Operating Budget



	General Fund	Auxiliary	UTMC	Total
Operating revenues:				
Hospital patient services			\$ 280,505,000	\$ 280,505,000
Student tuition and fees	\$ 282,013,716			\$ 282,013,716
Student financial aid	\$ (66,379,105)	\$ (8,271,494)		\$ (74,650,599)
State subsidy (SSI & clinical support)	\$ 114,399,992			\$ 114,399,992
Grants, gifts and contracts	\$ 3,837,880	\$ 3,242,114		\$ 7,079,994
Sales and services	\$ 20,192,720	\$ 51,841,272		\$ 72,033,992
Other operating		\$ 3,789,764	\$ 23,919,000	\$ 27,708,764
UPL Revenue (Medicare)			\$ 2,000,000	\$ 2,000,000
Affiliation Support	\$ 32,500,000			\$ 32,500,000
Dividend/interest income	\$ 1,500,000			\$ 1,500,000
Spending plan (quasi endowment)	\$ 5,000,000			\$ 5,000,000
Total Operating revenues	\$ 393,065,203	\$ 50,601,656	\$ 306,424,000	\$ 750,090,859
Prior year budget: FY18 Total Sources	\$ 396,505,661	\$ 55,943,139	\$ 323,394,190	\$ 775,842,990
Operating Expenses:				
Compensation	\$ 308,361,162	\$ 21,530,863	\$ 153,269,464	\$ 483,161,489
Operating expense	\$ 57,116,850	\$ 26,512,215	\$ 133,852,367	\$ 217,481,432
Occupancy	\$ 12,520,636	\$ 5,116,536		\$ 17,637,172
Capital	\$ 2,719,196		\$ 2,000,000	\$ 4,719,196
Contingency	\$ 3,200,000			\$ 3,200,000
Total operating expenses	\$ 383,917,844	\$ 53,159,614	\$ 289,121,831	\$ 726,199,289
Prior year budget: FY18 Total Uses	\$ 387,059,290	\$ 53,758,354	\$ 302,880,102	\$ 743,697,746
Operating Margin	\$ 9,147,359	\$ (2,557,958)	\$ 17,302,169	\$ 23,891,570
Prior year budget: FY18 Operating Margin	\$ 9,446,371	\$ 2,184,785	\$ 20,514,088	\$ 32,145,244
Transfers				
Debt service	\$ (2,538,998)	\$ (10,247,426)	\$ (10,777,169)	\$ (23,563,593)
Interfund transfers	\$ (6,000,654)	\$ 13,358,837	\$ (6,525,000)	\$ 833,183
Net Budget	\$ 607,707	\$ 553,453	\$ 0	\$ 1,161,160



2018-19 Tuition & Fees

All fees per semester unless otherwise noted

Undergraduate - Non-Tuition Guarantee

In-State	2017-18			2018-19		
	Tuition	Gen Fee	Total	Tuition	Gen Fee	Total
Full-Time plateau 12-18 credit hours	4,025.88	595.20	4,621.08	4,025.88	595.20	4,621.08
Per credit hour ≤ 12	335.49	49.60	385.09	335.49	49.60	385.09
Per credit hour ≥ 19	318.39	0.00	318.39	335.49	49.60	385.09

Out-of-State Surcharge

Full-Time plateau 12-18 credit hours	4,668.96		4,668.96	4,680.00		4,680.00
Per credit hour ≤ 12	389.08		389.08	390.00		390.00
Per credit hour ≥ 19	389.08		389.08	390.00		390.00

Undergraduate - Tuition Guarantee

In-State	2017-18 UG Rates (non-guarantee)			2018-19		
	Tuition	Gen Fee	Total	Tuition	Gen Fee	Total
Full-Time plateau 12-18 credit hours	4,025.88	595.20	4,621.08	4,267.80	631.20	4,899.00
Per credit hour ≤ 12	335.49	49.60	385.09	355.65	52.60	408.25
Per credit hour ≥ 19	335.49	0.00	335.49	355.65	52.60	408.25

Graduate

In-State	2017-18			2018-19		
	Tuition	Gen Fee	Total	Tuition	Gen Fee	Total
Fall & Spring plateau 12-15 credit hours	6,714.60	595.20	7,309.80	6,852.00	595.20	7,447.20
Per credit hour ≤ 12	559.55	49.60	609.15	571.00	49.60	620.60
Per credit hour ≥ 16	559.55		559.55	571.00		571.00

Summer plateau 9-11 credit hours	5,035.95	267.84	5,303.79	5,139.00	446.40	5,585.40
Per credit hour ≤ 9	559.55	29.76	589.31	571.00	49.60	620.60
Per credit hour ≥ 12	559.55		559.55	571.00		571.00

Out-of-State Surcharge

Fall & Spring plateau 12-15 credit hours	5,168.16		5,168.16	5,172.00		5,172.00
Per credit hour ≤ 12	430.68		430.68	431.00		431.00
Per credit hour ≥ 16	430.68		430.68	431.00		431.00

Summer plateau 9-11 credit hours	3,876.12		3,876.12	3,879.00		3,879.00
Per credit hour ≤ 9	430.68		430.68	431.00		431.00
Per credit hour ≥ 12	430.68		430.68	431.00		431.00

Graduate - Judith Herb College of Education Only

In-State	2017-18			2018-19		
	Tuition	Gen Fee	Total	Tuition	Gen Fee	Total
Fall & Spring plateau 12-15 credit hours	6,582.96	595.20	7,178.16	6,717.60	595.20	7,312.80
Per credit hour ≤ 12	548.58	49.60	598.18	559.80	49.60	609.40
Per credit hour ≥ 16	548.58		548.58	559.80		559.80

Summer plateau 9-11 credit hours	4,937.22	266.40	5,203.62	5,038.20	446.40	5,484.60
Per credit hour ≤ 9	548.58	29.60	578.18	559.80	49.60	609.40
Per credit hour ≥ 12	548.58		548.58	559.80		559.80

Out-of-State Surcharge

Fall & Spring plateau 12-15 credit hours	5,168.16		5,168.16	5,172.00		5,172.00
Per credit hour ≤ 12	430.68		430.68	431.00		431.00
Per credit hour ≥ 16	430.68		430.68	431.00		431.00

Summer plateau 9-11 credit hours	3,876.12		3,876.12	3,879.00		3,879.00
Per credit hour ≤ 9	430.68		430.68	431.00		431.00
Per credit hour ≥ 12	430.68		430.68	431.00		431.00



2018-19 Tuition & Fees

All fees per semester unless otherwise noted

Select Health Profession Graduate Programs - Occupational Therapy Doctorate, Physical Therapy Doctorate, and Speech Language Pathology

In-State		2017-18			2018-19		
		Tuition	Gen Fee	Total	Tuition	Gen Fee	Total
Fall & Spring	plateau 12-15 credit hours	7,175.40	595.20	7,770.60	7,320.00	595.20	7,915.20
	Per credit hour ≤ 12	597.95	49.60	647.55	610.00	49.60	659.60
	Per credit hour ≥ 16	597.95		597.95	610.00		610.00
Summer	plateau 9-11 credit hours	5,381.55	267.84	5,649.39	5,490.00	446.40	5,936.40
	Per credit hour ≤ 9	597.95	29.76	597.95	610.00	49.60	659.60
	Per credit hour ≥ 12	597.95		597.95	610.00		610.00

Out-of-State Surcharge

Fall & Spring	plateau 12-15 credit hours	5,168.16		5,168.16	5,172.00		5,172.00
	Per credit hour ≤ 12	430.68		430.68	431.00		431.00
	Per credit hour ≥ 16	430.68		430.68	431.00		431.00
Summer	plateau 9-11 credit hours	3,876.12		3,876.12	3,879.00		3,879.00
	Per credit hour ≤ 9	430.68		430.68	431.00		431.00
	Per credit hour ≥ 12	430.68		430.68	431.00		431.00

Masters of Public Health (MPH)

In-State		2017-18			2018-19		
		Tuition	Gen Fee	Total	Tuition	Gen Fee	Total
Fall & Spring	plateau 12-15 credit hours	5,996.40	595.20	6,591.60	6,120.00	595.20	6,715.20
	Per credit hour ≤ 12	499.70	49.60	549.30	510.00	49.60	559.60
	Per credit hour ≥ 16	499.70		499.70	510.00		510.00
Summer	plateau 9-11 credit hours	4,497.30	267.84	4,765.14	6,120.00	446.40	6,566.40
	Per credit hour ≤ 9	499.70	29.76	529.46	510.00	49.60	559.60
	Per credit hour ≥ 12	499.70		499.70	510.00		510.00

Out-of-State Surcharge

		2017-18			2018-19		
		Tuition	Gen Fee	Total	Tuition	Gen Fee	Total
Fall & Spring	plateau 12-15 credit hours	4,385.64		4,385.64	4,392.00		4,392.00
	Per credit hour ≤ 12	365.47		365.47	366.00		366.00
	Per credit hour ≥ 16	365.47		365.47	366.00		366.00
Summer	plateau 9-11 credit hours	3,289.23		3,289.23	3,294.00		3,294.00
	Per credit hour ≤ 9	365.47		365.47	366.00		366.00
	Per credit hour ≥ 12	365.47		365.47	366.00		366.00

Doctor of Nursing Practice (DNP)

In-State		2017-18			2018-19		
		Tuition	Gen Fee	Total	Tuition	Gen Fee	Total
Fall & Spring	plateau 12-15 credit hours	8,445.36	595.20	9,040.56	8,616.00	595.20	9,211.20
	Per credit hour ≤ 12	703.78	49.60	753.38	718.00	49.60	767.60
	Per credit hour ≥ 16	703.78		703.78	718.00		718.00
Summer	plateau 9-11 credit hours	6,334.02	267.84	6,601.86	6,462.00	446.40	6,908.40
	Per credit hour ≤ 9	703.78	29.76	733.54	718.00	49.60	767.60
	Per credit hour ≥ 12	703.78		703.78	718.00		718.00

Out-of-State Surcharge

		2017-18			2018-19		
		Tuition	Gen Fee	Total	Tuition	Gen Fee	Total
Fall & Spring	plateau 12-15 credit hours	3,612.72		3,612.72	3,624.00		3,624.00
	Per credit hour ≤ 12	301.06		301.06	302.00		302.00
	Per credit hour ≥ 16	301.06		301.06	302.00		302.00
Summer	plateau 9-11 credit hours	2,709.54		2,709.54	2,718.00		2,718.00
	Per credit hour ≤ 9	301.06		301.06	302.00		302.00
	Per credit hour ≥ 12	301.06		301.06	302.00		302.00

2018-19 Tuition & Fees

All fees per semester unless otherwise noted

Physician Assistant

		2017-18			2018-19		
New Fall 2018 - admitted to program fall 2018 or after							
In-State		Tuition	Gen Fee	Total	Tuition	Gen Fee	Total
Fall & Spring	plateau 12-15 credit hours	7,175.40	595.20	7,770.60	7,824.00	595.20	8,419.20
	Per credit hour ≤ 12	597.95	49.60	647.55	652.00	49.60	701.60
	Per credit hour ≥ 16	597.95		597.95	652.00		652.00
Summer	plateau 9-11 credit hours	5,381.55	267.84	5,649.39	5,868.00	446.40	6,314.40
	Per credit hour ≤ 9	597.95	29.76	627.71	652.00	49.60	701.60
	Per credit hour ≥ 12	597.95		597.95	652.00		652.00

Out-of-State Surcharge		2017-18			2018-19		
Fall & Spring	plateau 12-15 credit hours	5,168.16		5,168.16	5,640.00		5,640.00
	Per credit hour ≤ 12	430.68		430.68	470.00		470.00
	Per credit hour ≥ 16	430.68		430.68	470.00		470.00
Summer	plateau 9-11 credit hours	3,876.12		3,876.12	4,230.00		4,230.00
	Per credit hour ≤ 9	430.68		430.68	470.00		470.00
	Per credit hour ≥ 12	430.68		430.68	470.00		470.00

Continuing Students - admitted prior to fall 2018		2017-18			2018-19		
In-State		Tuition	Gen Fee	Total	Tuition	Gen Fee	Total
Fall & Spring	plateau 12-15 credit hours	7,175.40	595.20	7,770.60	7,536.00	595.20	8,131.20
	Per credit hour ≤ 12	597.95	49.60	647.55	628.00	49.60	677.60
	Per credit hour ≥ 16	597.95		597.95	628.00		628.00
Summer	plateau 9-11 credit hours	5,381.55	267.84	5,649.39	5,652.00	446.40	6,098.40
	Per credit hour ≤ 9	597.95	29.76	627.71	628.00	49.60	677.60
	Per credit hour ≥ 12	597.95		597.95	628.00		628.00

Out-of-State Surcharge		2017-18			2018-19		
Fall & Spring	plateau 12-15 credit hours	5,168.16		5,168.16	5,424.00		5,424.00
	Per credit hour ≤ 12	430.68		430.68	452.00		452.00
	Per credit hour ≥ 16	430.68		430.68	452.00		452.00
Summer	plateau 9-11 credit hours	3,876.12		3,876.12	4,068.00		4,068.00
	Per credit hour ≤ 9	430.68		430.68	452.00		452.00
	Per credit hour ≥ 12	430.68		430.68	452.00		452.00

Masters of Medical Science MDSC

** one year 40 credit hour program*

		2017-18			2018-19		
In-State		Tuition	Gen Fee	Total	Tuition	Gen Fee	Total
Fall, Spring & Summer		26,491.20	595.20	27,086.40	27,840.00	595.20	28,435.20
	Per credit hour no max	662.28	49.60	711.88	696.00	49.60	745.60

Out-of-State Surcharge		2017-18			2018-19		
Fall, Spring & Summer		26,645.20		26,645.20	28,000.00		28,000.00
	Per credit hour no max	666.13		666.13	700.00		700.00
	Summer General Fee per credit hour ≤ 12		29.76			49.60	

M.D. Program

		2017-18			2018-19		
In-State		Tuition	Gen Fee	Total	Tuition	Gen Fee	Total
Fall & Spring	flat rate	15,654.75	694.95	16,349.70	15,975.00	695.00	16,670.00
Summer	flat rate	6,879.06	432.02	7,311.08	7,020.00	695.00	7,715.00
Summer	3rd & 4th year FY18 only	10,318.59		10,318.59	0.00		
Summer	4th year FY19 only	10,318.59		10,318.59	10,530.00		10,530.00

Out-of-State Surcharge		2017-18			2018-19		
Fall & Spring	flat rate	15,253.05		15,253.05	15,565.00		15,565.00
Summer	flat rate	6,775.80		6,775.80	6,915.00		6,915.00
Summer	3rd & 4th year FY18 only	10,163.70		10,163.70	0.00		0.00
Summer	4th year FY19 only	10,163.70		10,163.70	10,375.00		10,375.00



2018-19 Tuition & Fees

All fees per semester unless otherwise noted

MBA

In-State		2017-18			2018-19		
		Tuition	Gen Fee	Total	Tuition	Gen Fee	Total
Fall, Spring & Summer	12 credit hours	6,448.80	595.20	7,044.00	6,582.00	595.20	7,177.20
Per credit hour ≤ 12		537.40	49.60	587.00	548.50	49.60	598.10
Per credit hour > 12		138.62		138.62	142.00		142.00

Out-of-State Surcharge

Fall, Spring & Summer	12 credit hours	4,993.44		4,993.44	5,004.00		5,004.00
Per credit hour ≤ 12		416.12		416.12	417.00		417.00
Per credit hour > 12		116.15		116.15	117.00		117.00

Summer General Fee per credit hour ≤ 12

29.76

49.60

Executive MBA

	2017-18		2018-19	
	Fee	Total	Program	Total
Executive MBA Program Fee	43,350.00	43,350.00	43,350.00	43,350.00
<i>38 credit hour program</i>			<i>Cohort Program - program fee change will be effective 1st new cohort of the fiscal year</i>	

Executive Sales Leadership Program

	2017-18		2018-19	
	Fee	Total	Program	Total
Executive Sales Leadership Program Fee	0.00	0.00	50,000.00	50,000.00
<i>__ credit hour program</i>			<i>Cohort Program - program fee change will be effective 1st new cohort of the fiscal year</i>	

COBI Chrysler MBA Program (MOU)

	2017-18		2018-19	
	Fee	Total	Program	Total
Chrysler MBA Program Fee	0.00	0.00	25,000.00	25,000.00
<i>__ credit hour program</i>			<i>Cohort Program - program fee change will be effective 1st new cohort of the fiscal year</i>	

COBI - International MBA Programs (MOU)

	2017-18		2018-19		Total
	Fee	Total	Fee	Total	
PSG India MBA Program Surcharge	8,250.00	8,250.00	8,750.00		8,750.00
<i>dition to traditional MBA fees (33 hour program)</i>			<i>Cohort Program - Surcharge fee change will be effective 1st new cohort of the fiscal year</i>		
AmCham Egypt MBA Program Surcharge	8,450.00	8,450.00	8,450.00		8,450.00
<i>dition to traditional MBA fees (33 hour program)</i>			<i>Cohort Program - Surcharge fee change will be effective 1st new cohort of the fiscal year</i>		
VIT India 1+1 Program Surcharge	0.00	0.00	2,500.00		2,500.00
<i>dition to traditional MBA fees (33 hour program)</i>			<i>Cohort Program - Surcharge fee change will be effective 1st new cohort of the fiscal year</i>		

PSG India MSME Program Surcharge (MOU)

	2017-18			2018-19		
	Fee	Gen Fee	Total	Fee	Gen Fee	Total
PSG India MSME Surcharge	8,000.00		8,000.00	8,000.00		8,000.00
<i>dition to traditional MSME fees (36 hour program)</i>			<i>Cohort Program - Surcharge fee change will be effective 1st new cohort of the fiscal year</i>			

Law

In-State		2017-18			2018-19		
		Tuition	Gen Fee	Total	Tuition	Gen Fee	Total
Fall, Spring & Summer	plateau 12-16 credit hours	9,130.80	595.20	9,726.00	9,588.00	595.20	10,183.20
Per credit hour ≤ 12		760.90	49.60	810.50	799.00	49.60	848.60
Per credit hour ≥ 17		760.90		760.90	799.00		799.00

Out-of-State Surcharge

Fall, Spring & Summer	plateau 12-16 credit hours	5,774.16		5,774.16	5,484.00		5,484.00
Per credit hour ≤ 12		481.18		481.18	457.00		457.00
Per credit hour ≥ 17		481.18		481.18	457.00		457.00

Summer General Fee per credit hour ≤ 12

29.76

49.60

2018-19 Tuition & Fees

All fees per semester unless otherwise noted

Pharm D (DPH)

In-State		2017-18			2018-19		
		Tuition	Gen Fee	Total	Tuition	Gen Fee	Total
DPH P3 Fall, Spring & Summer	12 credit hours	6,916.20	595.20	7,511.40	7,056.00	595.20	7,651.20
Per credit hour ≤ 12		576.35	49.60	625.95	588.00	49.60	637.60
Per credit hour > 12		157.20		157.20	161.00		161.00

Out-of-State Surcharge

DPH P3 Fall, Spring & Summer	12 credit hours	5,168.16		5,168.16	5,172.00		5,172.00
Per credit hour ≤ 12		430.68		430.68	431.00		431.00
For each credit over 12		121.26		121.26	122.00		122.00

In-State		2017-18			2018-19		
		Tuition	Gen Fee	Total	Annual	Gen Fee	Total
DPH AAPPE - P4 Level	te based on 34 credit hour year	15,404.72	595.20	15,999.92	15,742.00	595.20	16,337.20
Per credit hour	no max	453.08	49.60	502.68	463.00	49.60	512.60

Out-of-State Surcharge

DPH AAPPE - P4 Level	te based on 34 credit hour year	11,549.12		11,549.12	11,560.00		11,560.00
Per credit hour	no max	339.68		339.68	340.00		340.00
Summer General Fee per credit hour ≤ 12			29.76			49.60	

Pharmacy Upper Division Program Fee

In-State		2017-18			2018-19		
		Fee	Gen Fee	Total	Fee	Gen Fee	Total
BSPS P1 & P2 student	12 credit hours	2,011.56		2,011.56	2,011.56		2,011.56
Per credit hour ≤ 12		167.63		167.63	167.63		167.63

DPH P3 student	12 credit hours	2,011.56		2,011.56	2,011.56		2,011.56
Per credit hour ≤ 12		167.63		167.63	167.63		167.63

DPH P4/APPE student	rate based on 34 credit hour year	4,022.54		4,022.54	4,022.54		4,022.54
Per credit hour	no max	118.31		118.31	118.31		118.31

American Language Institute Course Fees

Description		2017-18	2018-19	Explanation
ALI - tuition/fees	International & non-Ohio residents	600.00	600.00	per course
ALI - tuition/fees	Ohio residents & Monroe County	275.00	275.00	per course

College Credit Plus (CCP) Biennial State Rates

Description	2017-18	2018-19	Explanation
State Rate 1 - HS faculty & campus, IHE curric. & faculty mentor	41.57	41.64	rate set in the State Biennial Budget
State Rate 2 - HS campus, IHE curriculum & faculty	83.14	83.28	rate set in the State Biennial Budget
State Rate 3 - IHE faculty, curriculum & campus (incl. online)	166.28	166.55	rate set in the State Biennial Budget
Partner School Rate per state guideline - not to be less than Rate 1	41.57	41.64	not to be less than Rate 1

Program Fees

Description	2017-18	2018-19	Explanation
College of Nursing			
Nursing BSN NCLEX Prep Fee	220.00	233.00	This is a pass-through fee; vendor increased fee
Nursing CNL NCLEX Prep Fee	180.00	189.00	This is a pass-through fee; vendor increased fee

College of Graduate Studies

Course Recertification Fee	50-500	55-550	support increased cost
Graduation Services Fee	100.00	125.00	support the increased activities - new commencement format.

Center for International Studies

International Student Services Fee	10.00	50.00	to cover increased cost of servicing this population.
------------------------------------	-------	-------	---

College of Medical Sciences

MD Anatomy Fee	0.00	250.00	1st and 2nd year MD students - previously course fee
----------------	------	--------	--

College of Pharmaceutical Sciences

Pharmacy Doctoral Program Deposit	0.00	500.00	
-----------------------------------	------	--------	--

2018-19 Tuition & Fees

All fees per semester unless otherwise noted

Miscellaneous Services Fee - Student Level Fee Consolidation			
Description	2017-18	2018-19	Explanation
UG Special Service Fee	6.50	6.50	excluding UG Tuition Guarantee Students
UG Library Info Resources Fee	6.00	6.00	excluding UG Tuition Guarantee Students
UG Career Services	10.00	10.00	excluding UG Tuition Guarantee Students
UG Facility Fee	5.20	5.20	excluding UG Tuition Guarantee Students
Undergraduate Miscellaneous Services Fee	14.15		
UG Guarantee Miscellaneous Services Fee	14.15	15.00	Undergraduate 2018-19 Tuition Guarantee - 1st Cohort 6%
Grad Special Service Fee	6.50	0.00	combined into the Grad Misc. Fee below
Grad Library Info Resources Fee	8.00	0.00	combined into the Grad Misc. Fee below
Grad Facility Fee	5.20	0.00	combined into the Grad Misc. Fee below
Graduate Miscellaneous Services Fee	14.75	15.05	
Law Special Service Fee	6.50	0.00	combined into the Law Misc. Fee below
Law Library Resources Fee	16.00	0.00	combined into the Law Misc. Fee below
Grad Facility Fee	5.20	0.00	combined into the Law Misc. Fee below
Law Miscellaneous Services Fee	22.00	22.45	
MD Special Service Fee	6.50	0.00	combined into the MD Misc. Fee below
MD Facility Fee	62.40	0.00	combined into the MD Misc. Fee below
Medical Journal	85.00	0.00	combined into the MD Misc. Fee below
MD Equipment & Supplies	95.00	0.00	combined into the MD Misc. Fee below
MD Equipment & Supplies	65.00	0.00	combined into the MD Misc. Fee below
MD Health Record Fee	15.00	0.00	combined into the MD Misc. Fee below
MD Simulation Center	200.00	0.00	combined into the MD Misc. Fee below
Medical Miscellaneous Services Fee	465.00	475.00	

Lab/Course Fees - New					
College of Arts & Letters		Course	2017-18	2018-19	Explanation
Directing Screen Acting	FILM 3200		0.00	111.50	New course similar to FILM 2320 which has a \$111.50 lab fee
Media Storycraft	FILM 3340		0.00	56.30	New course similar to FILM 3410 which has a \$56.30 lab fee
Advanced Production	FILM 4310		0.00	130.00	New course similar to FILM 4320 which has a \$130 lab fee
Fundamentals of Design	THR 2400		0.00	70.00	New course similar to FILM 2400 which has a \$90 lab fee
Acting for the Camera II	THR 3340		0.00	32.50	New course similar to THR 3610 which has a \$32.50 lab fee
Acting for the Camera III	THR 4310		0.00	32.50	New course similar to THR 3610 which has a \$32.50 lab fee
Professional Conference-Festival Practicum	THR 3990		0.00	300.00	New course to cover course related travel (pass-through.fee)
College of Natural Science and Mathematics		Course	2017-18	2018-19	Explanation
Biophysical Chemistry Lab	CHEM 4560		0.00	207.92	Apply existing course fee to a new course
Science of Gardening	EEES 3810		0.00	65.00	Apply existing course fee to a new course
Adv Aquatic Ecology	EEES 7730		0.00	75.00	Revised to reflect actual lab supply costs
Adv Conservation Biology	EEES 7750		0.00	45.00	Revised to reflect actual lab supply costs
Glacial Strtigraphy and Geophys	EEES 6100		0.00	65.00	Revised to reflect actual lab supply costs
Contaminant Hydrogeology	EEES 6440		0.00	15.00	Revised to reflect actual lab supply costs
Advanced Applied Hydrogeology	EEES 6450		0.00	65.00	Revised to reflect actual lab supply costs
College of Health and Human Services		Course	2017-18	2018-19	Explanation
Clinical Biomechanics	KINE 6410		0.00	60.00	Course supplies to demonstrate competency
Research in Occupational Therapy - III	OCCT 8130		0.00	60.00	Assessment tools, supplies and equipment required
Occupational Therapy Advocacy - II	OCCT 7220		0.00	125.00	Cost of the workbooks and associated materials
Creative Arts Therapy	RCRT 6990		0.00	65.00	Supplies for student projects that are required in class
OWENS Ohio Peace Officer Train - O/S Surcharge	OPOT 3000		0.00	3,904.50	Pass-through for enrollment at Owens per MOU
Assessment materials	SPSY 5730		0.00	25.00	Assessment tools, software subscriptions & consumables
Assessment materials	SPSY 7310		0.00	25.00	Assessment tools, software subscriptions & consumables
Site visits	SPSY 7330		0.00	10.00	36 site visit within a 50 mile radius during academic year



2018-19 Tuition & Fees

All fees per semester unless otherwise noted

Lab/Course Fees - Adjusted

<u>College of Medical Sciences</u>	<u>Course</u>	<u>2017-18</u>	<u>2018-19</u>	<u>Explanation</u>
Human Structure and Developmnt	ANAT 679	250.00	0.00	switched from course fee to program fee

<u>College of Health and Human Services</u>	<u>Course</u>	<u>2017-18</u>	<u>2018-19</u>	<u>Explanation</u>
Trauma Rehab	PHYT 7620	25.00	0.00	Fee no longer needed
PT Lab	PHYT 5000	200.00	325.00	Revised to reflect actual lab supply costs
Ldrshp Admn. Outdoor	RCRT 3710	185.00	250.00	Revised to reflect actual lab supply costs
Outdoor Pursuits	RCRT 5610	185.00	250.00	Revised to reflect actual lab supply costs
OWENS Ohio Peace Officer Training (MOU)	OPOT 3000	5,127.00	5,705.50	Pass-through for enrollment at Owens per MOU
Environmental Health	PUBH 5160	50.00	160.00	Revised to reflect actual lab supply costs
Hazardous Material and Emergency Response	PUBH 5260	50.00	160.00	Revised to reflect actual lab supply costs
Chemical Agents	PUBH 5310	50.00	160.00	Revised to reflect actual lab supply costs
Hazard Control	PUBH 5410	50.00	160.00	Revised to reflect actual lab supply costs
Bio Agendts Path Eval and Ctrl	PUBH 5520	50.00	160.00	Revised to reflect actual lab supply costs
Physical Agents	PUBH 5620	50.00	160.00	Revised to reflect actual lab supply costs
Nutrition for Fitness & Health	HEAL 1310	66.00	0.00	Fee no longer needed/CPR piece of course no longer offered
Nutrition for Wt. Management	HEAL 1320	66.00	0.00	Fee no longer needed/CPR piece of course no longer offered
Alchl and Cntmprary Iss in Col	HEAL 1360	66.00	0.00	Fee no longer needed/CPR piece of course no longer offered
First Aide	HEAL 1500	66.00	0.00	Fee no longer needed/CPR piece of course no longer offered
Introduction to Health Careers	HEAL 1700	66.00	0.00	Fee no longer needed/CPR piece of course no longer offered
Medical Terminology	HEAL 1800	66.00	0.00	Fee no longer needed/CPR piece of course no longer offered

<u>College of Pharmacy</u>	<u>Course</u>	<u>2017-18</u>	<u>2018-19</u>	<u>Explanation</u>
Pharmaceutics Lab I	PHPR 3020	65.00	65.00	Replaced with PHPR 3110
Pharmaceutics Lab I	PHPR 3110	0.00	65.00	Replaces PHPR 3020 due to new curriculum
Pharmaceutics Lab II	PHPR 3030	65.00	65.00	Replaced with PHPR 3120
Pharmaceutics Lab II	PHPR 3120	0.00	65.00	Replaces PHPR 3030 due to new curriculum
PSD 1	PHPR 3070	65.00	65.00	Replaced with PHPR 3450
Pharmacy Skills Development 1	PHPR 3450	0.00	65.00	Replaces PHPR 3070 due to new curriculum
PSD 2	PHPR 3080	65.00	65.00	Replaced with PHPR 3460
Pharmacy Skills Development 2	PHPR 3460	0.00	65.00	Replaces PHPR 3080 due to new curriculum

<u>College of Arts & Letters</u>	<u>Course</u>	<u>2017-18</u>	<u>2018-19</u>	<u>Explanation</u>
Film Theory	FILM 3210	55.21	55.21	Due to new curriculum replaced with FILM 3330
Cinema Studies Topic II	FILM 3980	55.21	55.21	Due to new curriculum replaced with FILM 3330
Critical Approaches to Film	FILM 3330	0.00	55.21	Replaces FILM 3210 and FILM 3980 which has \$55.21 lab
European Cinema	FILM 3410	56.30	56.30	Due to new curriculum replaced with FILM 3430
Third Cinema	FILM 3420	56.30	56.30	Due to new curriculum replaced with FILM 3430
Global Cinema	FILM 3430	0.00	56.00	Replaces FILM 3410 and FILM 3420 which has \$56.30 lab
Cinema Studies Seminar	FILM 4370	55.21	55.21	Due to new curriculum replaced with FILM 4330
Critical Approaches III	FILM 4330	0.00	55.21	Replaces FILM 4370 which has \$55.21 lab

<u>College of</u>	<u>Course</u>	<u>2017-18</u>	<u>2018-19</u>	<u>Explanation</u>
Cell & Tissue Engineering Lab	BIOE 6310	113.30	155.00	Revised to better reflect actual lab supply costs
Cell & Tissue Engineering Lab	BIOE 8310	113.30	155.00	Revised to better reflect actual lab supply costs

DCCA Digital Course Content Access (digital textbooks & course work) NEW

<u>College of Business and Innovation</u>	<u>Course</u>	<u>2017-18</u>	<u>2018-19</u>	<u>Explanation</u>
External Financial Reporting I	ACCT 3110		100.55	publisher negotiated rate
Individual Taxation	ACCT 3210		100.55	publisher negotiated rate
Intro to Fina and Managrl Acct	ACCT 5000		87.14	publisher negotiated rate
Financial Acct Info	BUAD 2040		87.14	publisher negotiated rate
Acct for Business Decision	BUAD 2050		87.14	publisher negotiated rate
Prin of Manuf-Service Systems	BUAD 3020		87.14	publisher negotiated rate
Mktg Rsch and Data-Based Mgmt	MKTG 3880		61.35	publisher negotiated rate
Business Marketing	MKTG 4540		74.66	publisher negotiated rate
Quality Management/Prccs Imprv	OSCM 3340		47.78	publisher negotiated rate
Anlyns-Mfg and Service Systems	OSCM 5520		87.14	publisher negotiated rate

<u>College of Natural Sciences and Mathematics</u>	<u>Course</u>	<u>2017-18</u>	<u>2018-19</u>	<u>Explanation</u>
Reasoning With Math	MATH 1180		118.99	publisher negotiated rate



2018-19 Tuition & Fees

All fees per semester unless otherwise noted

DCCA Digital Course Content Access (digital textbooks & course work) Adjusted					
College of Natural Sciences and Mathematics		Course	2017-18	2018-19	Explanation
Math Modeling/Problem Solving	MATH 1200		118.99	111.49	reduced rate
Calculus w/App to Bus & Finance	MATH 1730		118.99	111.49	reduced rate
Intro to Statistics	MATH 2600		118.99	111.49	reduced rate

Permit Fees				
Permit Fees - Fall & Spring		2017-18	2018-19	Explanation
E Reserved Student		400.00	600.00	Optional: should student opt to purchase reserved Parking

Residence Halls				
Residence Hall - Fall & Spring		2017-18	2018-19	Explanation
Academic House	Double/Triple/Quad Assignment	3,554.00	3,625.00	Increase for inflation
Academic House	Single Assignment	4,264.00	4,350.00	Increase for inflation
Carter Hall East and West	Double/Triple Assignment	n/a	n/a	
Horton International House	Double Assignment	4,012.00	4,095.00	Increase for inflation
Horton International House	Single Assignment	4,814.00	4,910.00	Increase for inflation
MacKinnon Hall	Single Assignment	4,264.00	4,350.00	Increase for inflation
McComas Village	Individual Occupant	2,815.00	2,875.00	Increase for inflation
Ottawa East and West	Double/Triple Assignment	4,012.00	4,095.00	Increase for inflation
Ottawa East and West	Single Assignment	4,814.00	4,910.00	Increase for inflation
Parks Tower	Double Assignment	3,554.00	3,625.00	Increase for inflation
Parks Tower	Single Assignment	4,264.00	4,350.00	Increase for inflation
Presidents Hall	Double Assignment	4,012.00	4,095.00	Increase for inflation
Presidents Hall	Single Assignment	4,814.00	4,910.00	Increase for inflation
Scott Tucker Hall	Single Assignment	4,264.00	4,350.00	Increase for inflation
Required On-Campus Room		3,892.00	3,970.00	Increase for inflation
Off-Campus Housing Fee		4,012.00	4,095.00	Increase for inflation

Residence Hall - Summer		2017-18	2018-19	Explanation	
Summer Hall	Double Assignment	6 wk term	712.00	725.00	Increase for inflation
Summer Hall	Single Assignment	6 wk term	828.00	845.00	Increase for inflation
Summer Hall	Double Assignment	8 wk term	951.00	970.00	Increase for inflation
Summer Hall	Single Assignment	8 wk term	1,104.00	1,125.00	Increase for inflation
Summer Hall	Double Assignment	12 wk term	1,426.00	1,455.00	Increase for inflation
Summer Hall	Single Assignment	12 wk term	1,655.00	1,690.00	Increase for inflation

Residence Hall - Fall & Spring		18-19 Tuition Guarantee Rates		2017-18	2018-19	Explanation
Academic House	Double/Triple/Quad Assignment			3,554.00	3,770.00	Undergraduate 2018-19 Tuition Guarantee - 1st Cohort 6%
Academic House	Single Assignment			4,264.00	4,520.00	Undergraduate 2018-19 Tuition Guarantee - 1st Cohort 6%
Carter Hall East and West	Double/Triple Assignment			n/a	n/a	
Horton International House	Double Assignment			4,012.00	4,255.00	Undergraduate 2018-19 Tuition Guarantee - 1st Cohort 6%
Horton International House	Single Assignment			4,814.00	5,100.00	Undergraduate 2018-19 Tuition Guarantee - 1st Cohort 6%
MacKinnon Hall	Single Assignment			4,264.00	4,520.00	Undergraduate 2018-19 Tuition Guarantee - 1st Cohort 6%
McComas Village	Individual Occupant			2,815.00	2,985.00	Undergraduate 2018-19 Tuition Guarantee - 1st Cohort 6%
Ottawa East and West	Double/Triple Assignment			4,012.00	4,255.00	Undergraduate 2018-19 Tuition Guarantee - 1st Cohort 6%
Ottawa East and West	Single Assignment			4,814.00	5,100.00	Undergraduate 2018-19 Tuition Guarantee - 1st Cohort 6%
Parks Tower	Double Assignment			3,554.00	3,770.00	Undergraduate 2018-19 Tuition Guarantee - 1st Cohort 6%
Parks Tower	Single Assignment			4,264.00	4,520.00	Undergraduate 2018-19 Tuition Guarantee - 1st Cohort 6%
Presidents Hall	Double Assignment			4,012.00	4,255.00	Undergraduate 2018-19 Tuition Guarantee - 1st Cohort 6%
Presidents Hall	Single Assignment			4,814.00	5,100.00	Undergraduate 2018-19 Tuition Guarantee - 1st Cohort 6%
Scott Tucker Hall	Single Assignment			4,264.00	4,520.00	Undergraduate 2018-19 Tuition Guarantee - 1st Cohort 6%
Required On-Campus Room				3,892.00	4,126.00	Undergraduate 2018-19 Tuition Guarantee - 1st Cohort 6%
Off-Campus Housing Fee				4,012.00	4,254.00	Undergraduate 2018-19 Tuition Guarantee - 1st Cohort 6%

Residence Hall - Summer		18-19 Tuition Guarantee Rates		2017-18	2018-19	Explanation
Summer Hall	Double/Triple/Quad	6 wk term		712.00	755.00	Undergraduate 2018-19 Tuition Guarantee - 1st Cohort 6%
Summer Hall	Single Assignment	6 wk term		828.00	880.00	Undergraduate 2018-19 Tuition Guarantee - 1st Cohort 6%
Summer Hall	Double Assignment	8 wk term		951.00	1,008.00	Undergraduate 2018-19 Tuition Guarantee - 1st Cohort 6%
Summer Hall	Single Assignment	8 wk term		1,104.00	1,170.00	Undergraduate 2018-19 Tuition Guarantee - 1st Cohort 6%
Summer Hall	Double/Triple/Quad	12 wk term		1,426.00	1,515.00	Undergraduate 2018-19 Tuition Guarantee - 1st Cohort 6%
Summer Hall	Single Assignment	12 wk term		1,655.00	1,755.00	Undergraduate 2018-19 Tuition Guarantee - 1st Cohort 6%



2018-19 Tuition & Fees

All fees per semester unless otherwise noted

Meal Plan Fees

<u>Meal Plan Description</u>	2017-18	2018-19	Explanation
7 Day All Access	1,948.00	1,990.00	Increase for inflation
5 Day All Access	1,840.00	1,880.00	Increase for inflation
Block 200	1,600.00	1,630.00	Increase for inflation
Block 150	1,272.00	1,300.00	Increase for inflation
Block 75	757.00	770.00	Increase for inflation
Commuter 35	412.00	420.00	Increase for inflation

<u>Meal Plan Description</u>	<u>18-19 Tuition Guarantee Rates</u>	2017-18	2018-19	Explanation
7 Day All Access		1,948.00	2,065.00	Undergraduate 2018-19 Tuition Guarantee - 1st Cohort 6%
5 Day All Access		1,840.00	1,950.00	Undergraduate 2018-19 Tuition Guarantee - 1st Cohort 6%
Block 200		1,600.00	1,695.00	Undergraduate 2018-19 Tuition Guarantee - 1st Cohort 6%
Block 150		1,272.00	1,350.00	Undergraduate 2018-19 Tuition Guarantee - 1st Cohort 6%
Block 75		757.00	800.00	Undergraduate 2018-19 Tuition Guarantee - 1st Cohort 6%
Commuter 35		412.00	435.00	Undergraduate 2018-19 Tuition Guarantee - 1st Cohort 6%

THE UNIVERSITY OF TOLEDO BOARD OF TRUSTEES

RESOLUTION NO. 18-06-21

**APPROVAL OF LARGE PURCHASES FOR PERIOD
APRIL 1, 2018 THROUGH JUNE 1, 2018**

WHEREAS, consistent with The University of Toledo's Board policy and normal university business, the requirement for the Board to approve purchases for goods and services above \$500,000 and construction projects at greater than \$1 million is requested; and

WHEREAS, the following large purchases be offered for consideration by the Board;

- BD Max Reagent 5-year Rental Lease Agreement for the Molecular Diagnostic System, capable of running eight different tests; stool cultures, Giardia/Cryptosporidium antigen, MRSA nasal cultures, entamoeba, hystolytica, C difficile, Group B Strep Vaginitis and Lab Developed Tests. Single arrays allow for non-batching, which delivers results in one hour vs. 48 hours, for a total cost of \$762,575;
- Beckman Coulter renewal/upgrade of two existing chemistry instruments, AU680 w/ISE and the Dx1600 w/Spot B, including a reagent rental program with service for \$2,114,464.05 over a five-year period;
- STA-R Evolution Expert Series Hemostasis System five-year reagent rental lease and renewal of current equipment which provides high throughput analyzer capable of performing clotting chromogenic and immunological tests for a total cost of \$1,251,600.70; and

WHEREAS, funding for these agreements/purchases will come from the Board-approved operating budget.

NOW, THEREFORE, BE IT RESOLVED,

that the Board of Trustees of The University of Toledo hereby authorizes the President or her designee to enter into the above listed transactions.

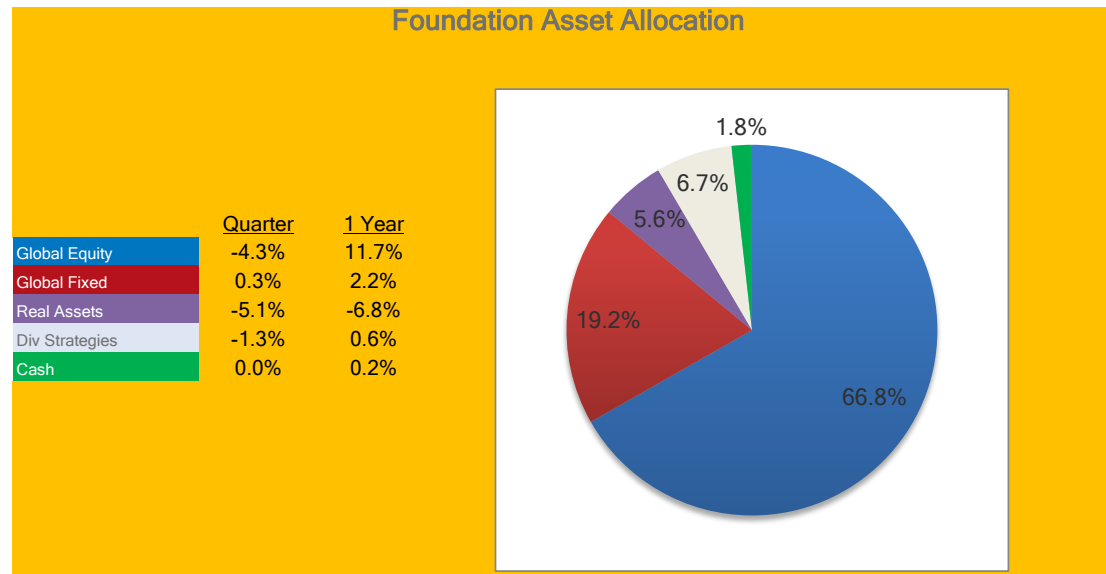


The University of Toledo and The University of Toledo Foundation Composite Performance Review



Report For Periods Ending April 30, 2018

	Assets	Month	FYTD	YTD	Annualized				Since Inception	
					1 Year	3 Years	5 Years	10 Years		
UT Foundation Composite	\$492,574,209	0.3	6.8	0.1	8.1	4.5	6.7	5.5	8.1	<i>1/94</i>
Target Weighted Index ²		0.6	7.4	-0.2	9.5	5.5	6.4	4.9	7.0	
Broad Policy Index ¹		0.4	7.5	-0.6	9.7	6.3	7.6	6.3	7.5	
CPI + 5.25%		0.6	6.8	2.5	7.6	7.2	6.8	6.8	7.5	
University Board Designated Reserves^A	\$162,003,470	0.3	6.8	0.1	8.1	4.5	6.6	4.7	5.2	<i>5/05</i>
Working Capital Cash & Equivalents	\$66,462,465	0.1	0.5	0.1	0.7	0.3	0.2	-0.5	0.3	<i>12/03</i>
U.S. 91-Day Treasury Bills		0.2	1.1	0.5	1.2	0.6	0.4	0.3	1.2	
TOTAL	\$559,036,674	0.3	6.1	0.2	7.3	4.0	5.7	4.5	7.3	

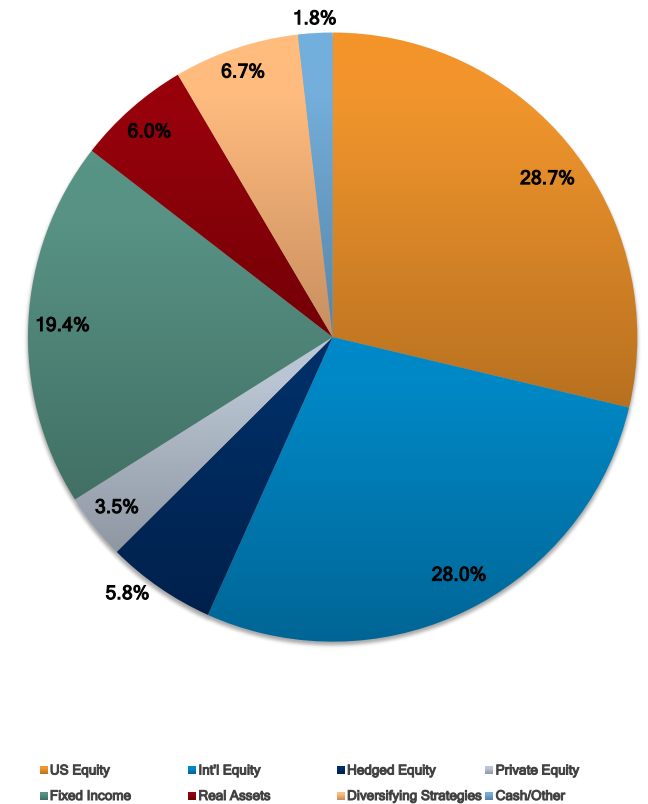


The University of Toledo Foundation

Market Value Breakdown

Report For Periods Ending April 30, 2018

Foundation Composite	Market Value	% of Total	Long Term Target	IPS Range
Vanguard Institutional Index	31,398,370	6.4%		
Vanguard 500 Index	11,342,012	2.3%		
Vulcan Value Partners	20,903,371	4.2%		
Harris	27,234,831	5.5%		
Student Managed Portfolio	2,290,734	0.5%		
Vanguard Mid Cap Index	12,344,888	2.5%		
Large / Mid-Cap Subtotal	105,514,206	21.4%	20.0%	5.0% to 40.0%
Westfield Small Cap Growth	15,403,229	3.1%		
PNC Small Cap	13,740,200	2.8%		
DFA US Micro Cap	6,800,756	1.4%		
Small Cap Subtotal	35,944,185	7.3%	5.0%	0.0% to 15.0%
Harbor International Instl	27,079,254	5.5%		
Dodge & Cox Global Stock	36,651,295	7.4%		
Templeton International	26,047,171	5.3%		
Intl. Developed Subtotal	89,777,720	18.2%	15.0%	5.0% to 30.0%
DFA Emerging Markets Small Cap	17,015,936	3.5%		
DFA Emerging Markets Value	15,296,441	3.1%		
Harding Loevner Emerging Markets	15,784,478	3.2%		
Emerging Markets Subtotal	48,096,855	9.8%	10.0%	0.0% to 15.0%
Pennant Windward Fund	641,690	0.1%		
Marble Arch	10,108,305	2.1%		
Hoplite	6,532,811	1.3%		
Pleiad Asia Offshore	6,433,264	1.3%		
Pelham L/S	2,602,330	0.5%		
Indus Asia Pacific	2,386,778	0.5%		
Directional Hedged Equity Subtotal	28,705,178	5.8%	5.0%	0.0% to 15.0%
FEG Private Opportunities Fund (40%)	6,891,578	1.4%		
FEG Private Opportunities Fund III (40%)	6,114,097	1.2%		
FEG Private Opportunities Fund II (40%)	2,245,975	0.5%		
Robeco SAM Fund III	1,853,619	0.4%		
Rocket Ventures	174,561	0.0%		
HCI Equity Partners V	1	0.0%		
Private Equity Subtotal	17,279,831	3.5%	5.0%	0.0% to 15.0%
Global Equity Subtotal	325,317,975	66.0%	60.0%	40.0% to 75.0%

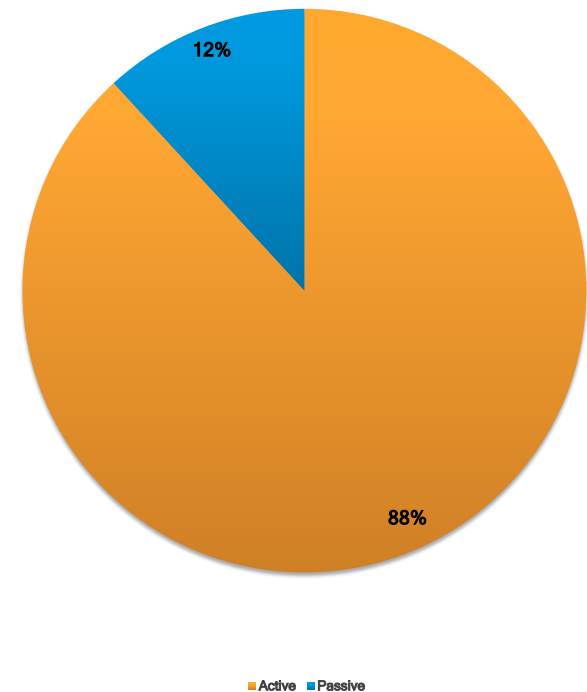


The University of Toledo Foundation

Market Value Breakdown

Report For Periods Ending April 30, 2018

Foundation Composite (cont)	Market	% of	Long Term	IPS
DoubleLine Total Return	20,159,038	4.1%		
Trust Company of Toledo	8,600,906	1.7%		
Vanguard Inflation-Protected Securities Fund	16,431,133	3.3%		
ClearArc 5/3 Core Income Plus	16,991,727	3.4%		
UT Athletic Loan	5,797,648	1.2%		
Interest Rate Sensitive Subtotal	67,980,452	13.8%	13.0%	5.0% to 40.0%
Rimrock High Income Plus	11,018,956	2.2%		
Siguler Guff DOF III	946,849	0.2%		
Falcon Strategic Partners IV	3,786,174	0.8%		
Falcon Strategic Partners V	4,394,613	0.9%		
FEG Private Opportunities Fund (20%)	3,445,789	0.7%		
FEG Private Opportunities Fund II (20%)	3,057,049	0.6%		
FEG Private Opportunities Fund III (20%)	1,122,987	0.2%		
Credit Subtotal	27,772,417	5.6%	7.0%	0.0% to 15.0%
Global Fixed Income Subtotal	95,752,869	19.4%	20.0%	10.0% to 40.0%
Real Estate Subtotal	6,248,748	1.3%	5.0%	0.0% to 10.0%
Natural Resources Subtotal	23,491,180	4.8%	5.0%	0.0% to 15.0%
Metropolitan Real Estate Partners VII	712,941	0.1%		
Aether Real Assets	2,331,082	0.5%		
Kayne Anderson Energy Fund VI	1,463,968	0.3%		
Harvest MLP II	9,980,287	2.0%		
FEG Private Opportunities Fund (40%)	6,891,578	1.4%		
FEG Private Opportunities Fund II (40%)	6,114,097	1.2%		
FEG Private Opportunities Fund III (40%)	2,245,975	0.5%		
Real Assets Subtotal	29,739,928	6.0%	10.0%	0.0% to 20.0%
Kepos Alpha Fund	3,315,651	0.7%		
Graham Tactical Trend	2,898,710	0.6%		
SVP Restructuring Fund	8,655,983	1.8%		
Fir Tree International Value Fund	6,792,893	1.4%		
HBK Multi-Strategy Offshore Fund	11,139,003	2.3%		
Diversifying Strategies Subtotal	32,802,240	6.7%	10.0%	0.0% to 15.0%
Signature Bank	257,500	0.1%		
UTF Gateway	4,850,000	1.0%		
Tech Park Land	932,167	0.2%		
Cash	2,921,529	0.6%		
Cash/Other Subtotal	8,961,196	1.8%	0.0%	0.0% to 10.0%
Foundation Total	\$ 492,574,209	100%		



* An additional \$100,000 invested in Gene Express and \$16,000 plus land in Foundation Park Investors.